©COPYRIGHT. THIS DRAWING HAS COPYRIGHT AND MAY NOT BE COPIED IN WHOLE OR IN PART OR USED FOR ANY PURPOSE OTHER THAN FOR WHICH IT IS SUPPLIED WITHOUT EXPRESS WRITTEN CONSENT OF YAZAKI EUROPE LIMITED.

SUB ASSEMBLY PART NO.	NO.	PART NO.	PART NAME	MATERIAL	COLOR	QTY.	YAZAKI MATING PART NO.
7283-6446-40	①	7183-6446-40	2.8 SYSTEM CONNECTOR 4P (F) HOUSING (TYPE-A)	PBT-GF15	LIGHT GREY	1	7282-6446-40
	②	7158-5973-50	2.8 SYSTEM CONNECTOR 4P (F) FRONT HOLDER	PBT	ORANGE	1	
⚠ 7283-6446-30	③	7183-6446-30	2.8 SYSTEM CONNECTOR 4P (F) HOUSING (TYPE-A)	PBT-GF15	BLACK	1	7282-6446-30
	②	7158-5973-50	2.8 SYSTEM CONNECTOR 4P (F) FRONT HOLDER	PBT	ORANGE	1	

NOTES:
1) MATING PART NO.: SEE TABLE.
⚠ 2) APPLICABLE TERMINAL 2.8 SYSTEM 7116-4110-02, 7116-4270-02 ETC.
⚠ 3) MATERIAL: SEE TABLE;
⚠ 4) COLOR: SEE TABLE;
⚠ 5) FOR GENERAL GEOMETRICAL TOLERANCE SEE TABLE (ECCENT=ECCENTRICITY);
⚠ 6) MATERIALS USED IN THIS PRODUCT ARE IN CONFORMITY WITH REQUIREMENTS OF EU ELV 2000/53/EC DIRECTIVE AND ASSOCIATED DOCUMENTS

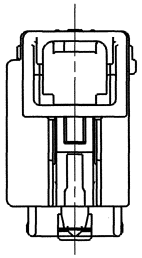

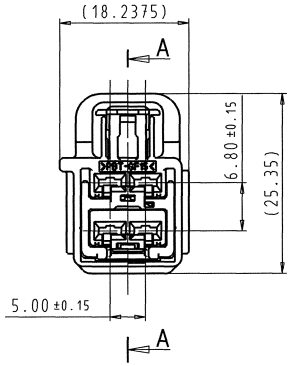

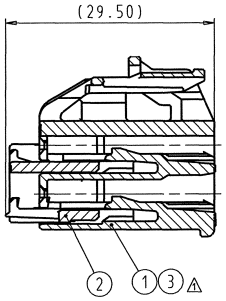

SECTION A-A

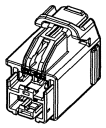

ISOMETRIC VIEW
(SCALE 1:1)

LET	DATE	REVISION RECORD	NO.	CHKD
⚠	08.02.2011.	ADDED COLOR AND CHANGED NOTES	Y11-0139	D.V.
⚠	06.08.2002.	NEW	C02-E228	M.K.

GENERAL TOLERANCE	10MAX	50MAX	100MAX	250MAX	2500VR	ANGLE	ECCENT
A	±0.15	±0.2	±0.3	±0.5	±0.75	±30'	0.1
B	±0.2	±0.3	±0.55	±0.95	±1.4	±30'	0.1
©	±0.3	±0.5	±0.8	±1.4	±2	±30'	0.15
SPECIFIED						MASS 5.5 g	

CUSTOMER	
CUSTOMER PART NO.	CUSTOMER DWG NO.
OFFICE	TRIAL PART NO.
VENDOR	
VENDOR NO.	

DWG TYPE	DWG SOURCE	DWG DATE	UNIT	SCL	ANGLE
R	NEW	11.12.2002.	mm	2/1	3

APPROVED	CHECKED	CHECKED	DESIGN	DRAWN
T.SCHALLER p.p. D.Vida 04.05.2011.		D.VIDA D.Vida 03.05.2011.	M.KASHIYAMA 06.08.2002.	T.RACIC 08.02.2011.

MATL. SPEC. SEE TABLE | TREAT. & FIN.

NAME 2.8 SYSTEM CONNECTOR 4P (F) SUB ASSEMBLY (TYPE-A)

PART NO. / CH.CODE 7283-6446-40, ETC. ⚠

DWG NO. 7283-6446-40:R | SET DWG NO.

YAZAKI

A2

ISSUE MARK

PRINTED COPIES ARE UNCONTROLLED. THEY ARE POTENTIALLY OUT-OF-DATE AND INVALID. DATABASE IS MASTER.