

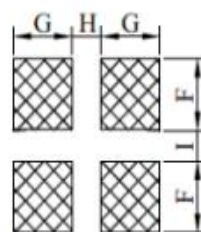
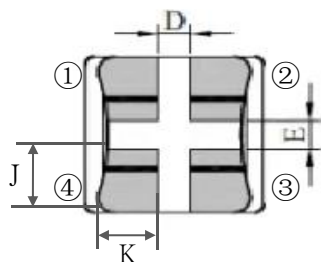
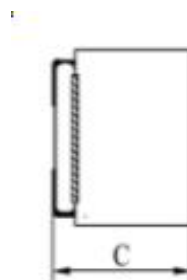
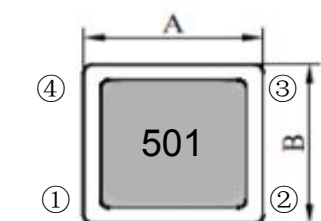
Common mode filter

◆ ORDERING CODE:

SMW 5040 S 102 N T T
(1) (2) (3) (4) (5) (6) (7)

- (1): Series Type
 (2): Chip Size(mm):Length X Width
 (3): Material Type
 (4): Nominal Impedance:351=350 Ω 102=1000 Ω
 (5): Internal Code
 (6): Company Code
 (7): Packaging: T: Taping&Reel

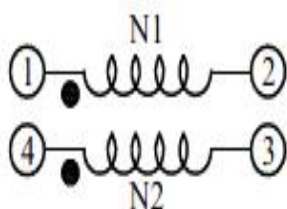
◆ DIMENSION (:mm)



Pad Layout

A	B	C	D	E	F	G	H	I	J	K
4.8 ± 0.2	5.0 ± 0.2	4.5 Max	0.8 Typ	1.0 Typ	2.3 Typ	1.6 Typ	0.8 Typ	1.0 Typ	1.9 Typ	1.35 Typ

◆ SCHEMATIC:



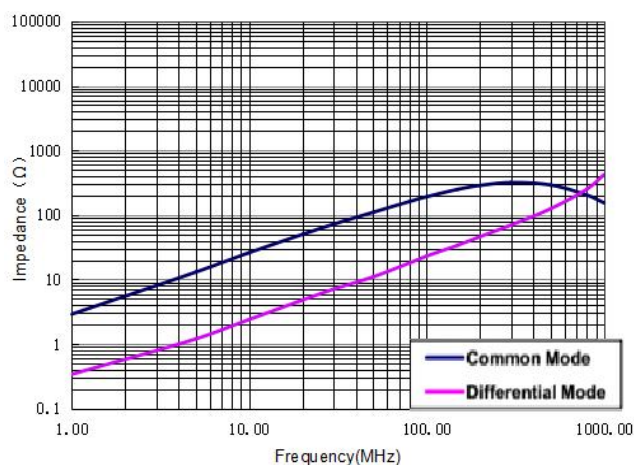
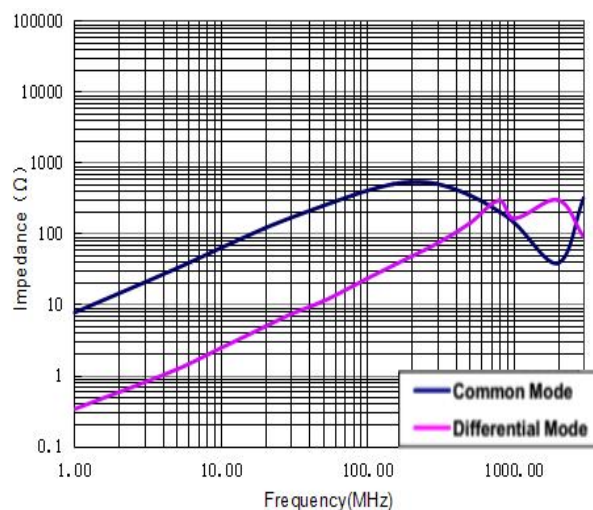
◆ ELECTRONUC CHARACTERISTICS

P/N	Impedance @100MHz (Ω) TYP	RDC (Ω) MAX	Rated Current (A) MAX	Rated Voltage (Vdc)MAX	Insulation Resistance 50V/3S ($M\Omega$) MIN
SMW5040S191PTT	190.0	0.02	5.0	50.0	10.0
SMW5040S351ITT	350.0	0.04	2.0	50.0	10.0
SMW5040S501ITT	500.0	0.30	1.5	50.0	10.0
SMW5040S102HTT	1000.0	0.06	1.3	50.0	10.0
SMW5040S152HTT	1500.0	0.10	1.0	50.0	10.0
SMW5040S302DTT	3000.0	0.20	0.5	50.0	10.0

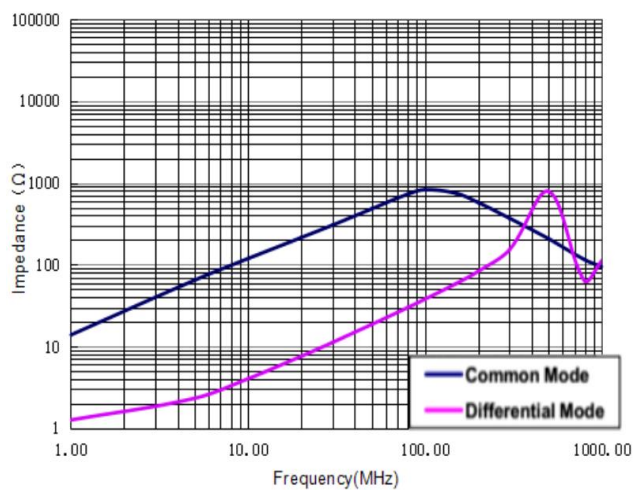
Note:

- (1).Rated Current: Temp.rise 40°C Typ
- (2).Operating Temperature: -40°C up to +125°C
- (3).Storage Temperature: 15°C up to 25°C, 65% RH max.
- (4).The temperature of electrical characteristic test is 25°C indoor temperature

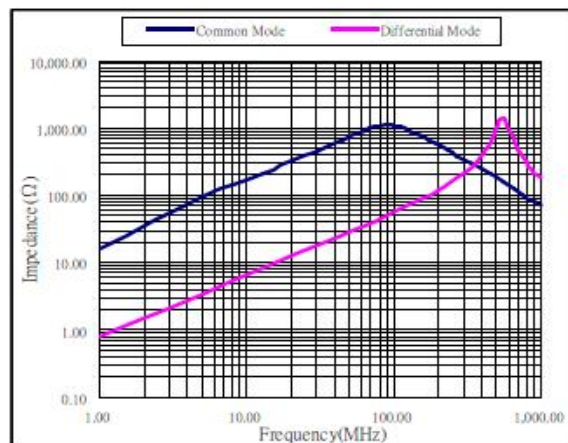
◆ CHARACTERISTICS REFERENCE

SMW5040S191PTT

SMW5040S351ITT


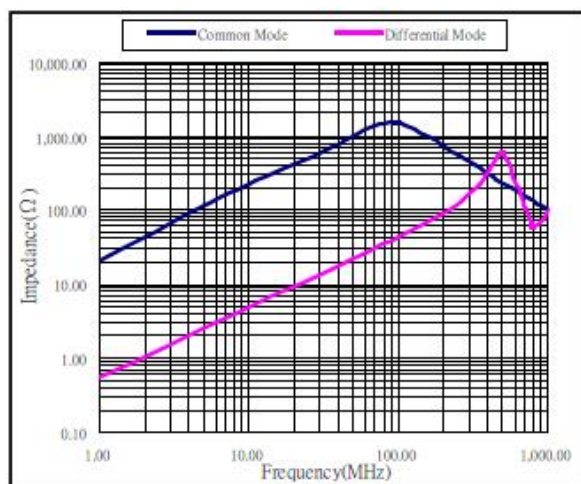
SMW5040S501ITT



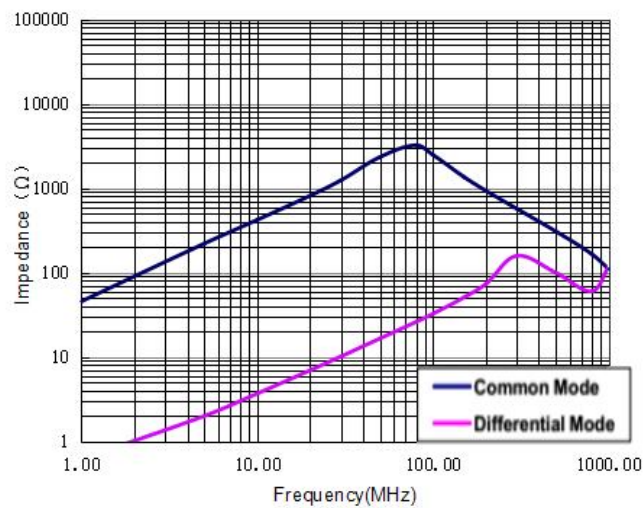
SMW5040S102HTT



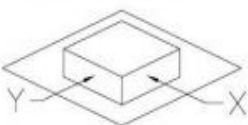
SMW5040S152HTT



SMW5040S302DDT

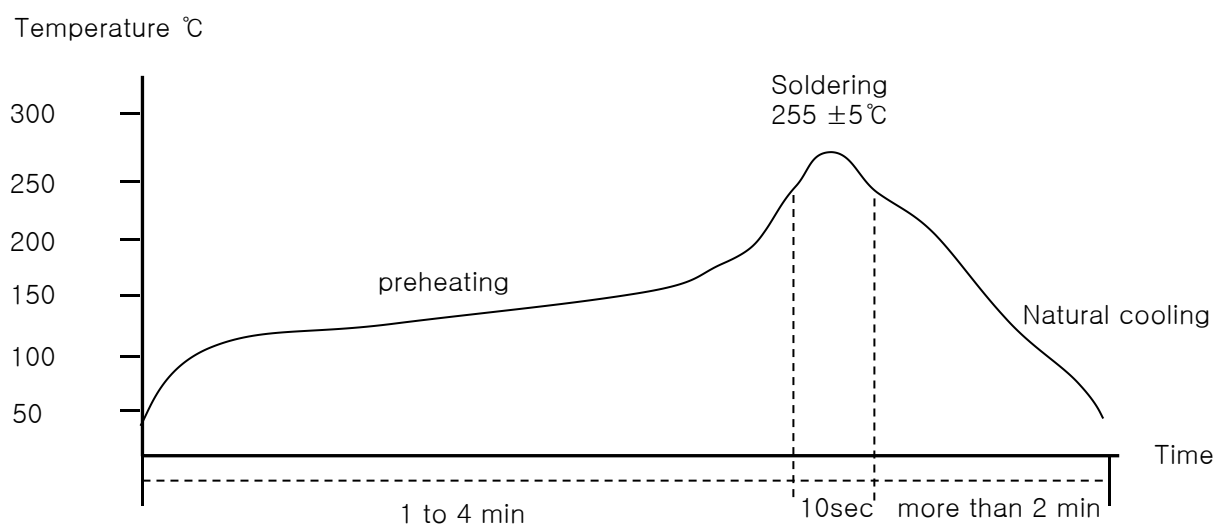


◆ RELIABILITY TESTING

Operating Temperature	- 40 to +125 °C (Contain Heating coil)
Appearance Inspection	No external defects by visual inspection
Terminal Strength 	After soldering , between copper plaet and terminals of coils , push in two directions of X , Y with standing 10N(1.02kg) for10+/-2 sec. Terminal should not peel off. (Refer to figure at right)
Heat endurance of reflow soldering	Refer to figure
Insulating resistance	Over 10 MΩ at 50V D.C . between wire and core
Dielectric Strength	Apply at 0.5KV 1mA for 3S between wire and core
Temperature characteristics	Inductance coefficient (0~2,000) × 10 / °C (- 40~ + 125 °C)
Humidity characteristics	Inductance deviation within ± 10% , after 96 hours in 90~95% relative humidity at 40 ± 2 °C and 1 hours drying under normal condition

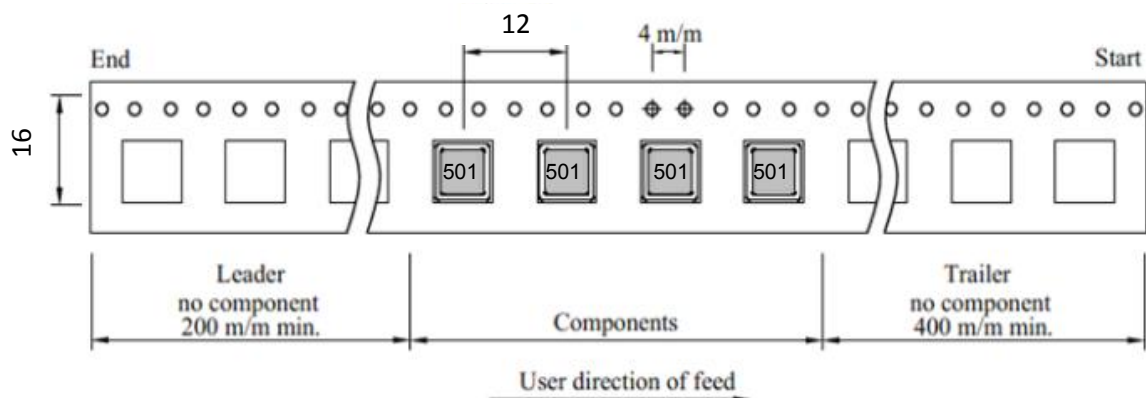
A test is made under the above mentioned condition , and it is kept for 2 hours in the normal

IR Reflow profile

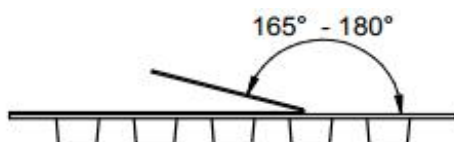


Temperature and humidity . After that , no mechanical and electrical defect should be found .

◆ PACKING SPECIFICATIONS



Transparent carrier and cover tape



Tape width	Distance	Pull-of force
16 mm	12 mm	10~120g