

SS-593 Series Smoke Absorber

Instruction Manual

SS-593 Series Smoke Absorber is a portable and desktop smoke eater, easy to place and move, low noise and long life service. It is designed to absorb 80% of potentially harmful contaminants that are released with the smoke while soldering for protecting solders' health. Filtration is accomplished with an activated carbon-impregnated urethane filter.

SS-593 is a newly developed product with a high performance fan and an activated carbon filter designed to absorb flux and lead fumes

Safety Note

The appliance is not intended for use by persons(including children)with reduced physical, sensory or mental capabilities, or lack of experience and knowledge, unless they have been given supervision or instruction concerning use of the appliance by a person responsible for their safety.




Children should be supervised to ensure that they do not play with the appliance.

Warning

If the supply cord is damaged, it must be replaced by the manufacturer, its service agent or similarly qualified persons in order to avoid a hazard.

Please make sure Smoke Absorber is disconnected with power supply before taking off the protective apparatus.

Specification

Item No.	SS-593A	SS-593B	SS-593H
Voltage & Watt	110-120V 23W	220-240V 23W	220-240V 23W
Power code	 A type 1.3M	 B type 1.3M	 H type 1.3M
Capacity	1m ³ /min(max)		
Dimension	220*270*168mm		
Weight	1,400g		
Accessories	Filter (2 Pieces)		

Optional Accessories

Activated-Carbon Filter

Item No	5SS-593-F
Size	130x130x10mm
Amount of activated-carbon filter	7g
Max. absorbing weight of noxious components per one filter	2g

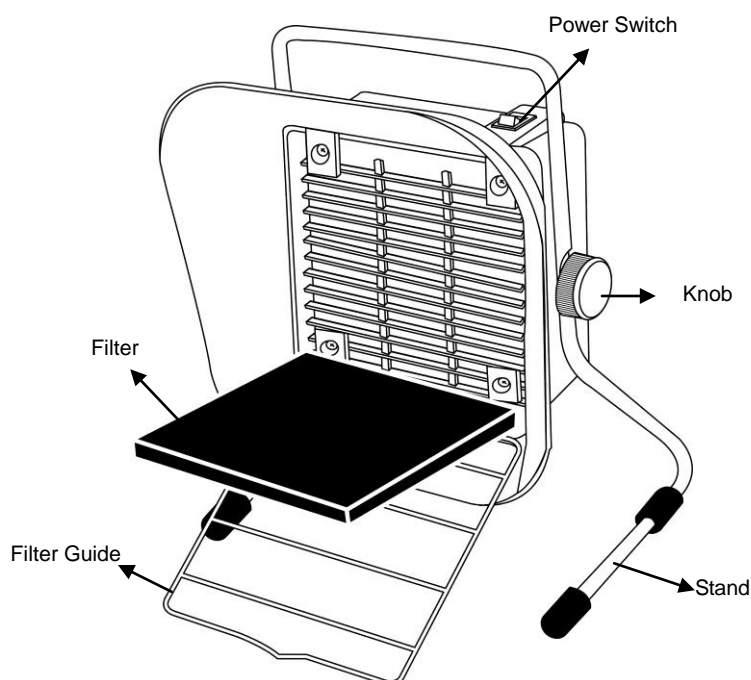
Operating Instruction

1. Open the Filter Guide, and install the activated carbon filter.
2. Then close the filter guide
3. Loosen the knob and adjust the angle

Replacing the filter

Under normal operating conditions, the filter should be replaced since absorption capacity decline.

The filter may also need replacement when the dust adheres.
(Never allow the filter to become wet.)



PROKIT'S INDUSTRIES CO., LTD

<https://www.prokits.com.tw>

E-mail: pk@mail.prokits.com.tw

©2021 Prokit's industries Co., Ltd. All rights reserved. 2021001(C)

SS-593 系列 桌上型吸煙器

SS-593 系列吸煙器採桌上型設計，可依需求輕易的擺放及移動。備有可調整角度的高性能風扇，低噪音、使用壽命長，能有效消除焊接時所產生的有毒氣體，保障工作人員的身體健康。

SS-593 吸煙器採用活性碳海綿濾片，更換快速簡易。

安全使用說明

※此吸煙設備適用於對該產品具有操作經驗的人員。若缺乏經驗或身體及精神能力不適者請避免使用，除非有其他人員協助指導或監督且為安全的情況下，並依據操作手冊指示使用該設備。

※請避免孩童使用。

※開機前請確實檢查此吸煙器，確認配件是否完整，並確認電壓為要求的可使用範圍

送修警示要求




如果吸煙器損壞，為了避免危險，請退回寶工實業或其指定的服務代理商進行檢測與更換。

操作指南

操作前請先確實檢查

1. 檢查電源及插頭是否符合本產品要求之規格
2. 核對產品是否有配件缺少狀況
3. 機器內是否已裝入高效能活性碳海綿濾片
4. 確認電源範圍開機使用

產品規格

產品型號	SS-593A	SS-593B	SS-593H
電壓與電源	110-120V 23W	220-240V 23W	220-240V 23W
標準插頭	 A type 1.3M	 B type 1.3M	 H type 1.3M
吸煙容量	1m ³ /min(max)		
本體尺寸	220*270*168mm		
本體重量	1,400g		
配件	活性碳海綿濾片 (2 片)		

選購配件：活性碳海綿濾片

產品型號	SSS-593-F
數量	2 片/包
尺寸	130x130x10mm
濾片總重量	7g
每片最大吸煙總量	2g

更換濾片

1. 打開吸煙器卡網，將舊活性碳海綿濾片取出並更換新活性碳海綿濾片。
2. 然後關閉卡網

過濾片更換時機

1. 在正常操作條件下，吸煙能力會逐漸下降，活性碳海綿濾片應該定期更換。
2. 當灰塵黏著於活性碳海綿上且呈現灰白色時，請更換活性碳海綿濾片。

