

Harvatek 3.0mm Round IR LED LAMP**HV-94I2004C-L51-E0364**

Official Product	HV-94I2004C-L51-E0364	Customer Part No.		Data Sheet No.
	*****	*****		HV-94I2004C-L51-E0364
Specifications are subject to change without notice. Data and drawings herein are copyrighted.		Jan.05. 2021	Version of 1.1	Page 1/11

DISCLAIMER

HARVATEK reserves the right to make changes without further notice to any products herein to improve reliability, function or design. HARVATEK does not assume any liability arising out of the application or use of any product or circuit described herein; neither does it convey any license under its patent rights, nor the rights of others.

LIFE SUPPORT POLICY

HARVATEK's products are not authorized for use as critical components in life support devices or systems without the express written approval of the President of HARVATEK or HARVATEK INTERNATIONAL. As used herein:

1. Life support devices or systems are devices or systems which, (a) are intended for surgical implant into the body, or (b) support or sustain life, and (c) whose failure to perform when properly used in accordance with instructions for use provided in the labeling, can be reasonably expected to result in a significant injury of the user.
2. A critical component in any component of a life support device or system whose failure to perform can be reasonably expected to cause the failure of the life support device or system, or to affect its safety or effectiveness.

Official Product	HV-94I2004C-L51-E0364	Customer Part No.		Data Sheet No.
	*****	*****		HV-94I2004C-L51-E0364
Specifications are subject to change without notice. Data and drawings herein are copyrighted.		Jan.05. 2021	Version of 1.1	Page 2/11

Compliance and Certification

ISO9002, QS9000 and ISO14001 Certified

RoHS Compliant



Orderable Information

HV - 94 I 2004 C - L51 - E0364

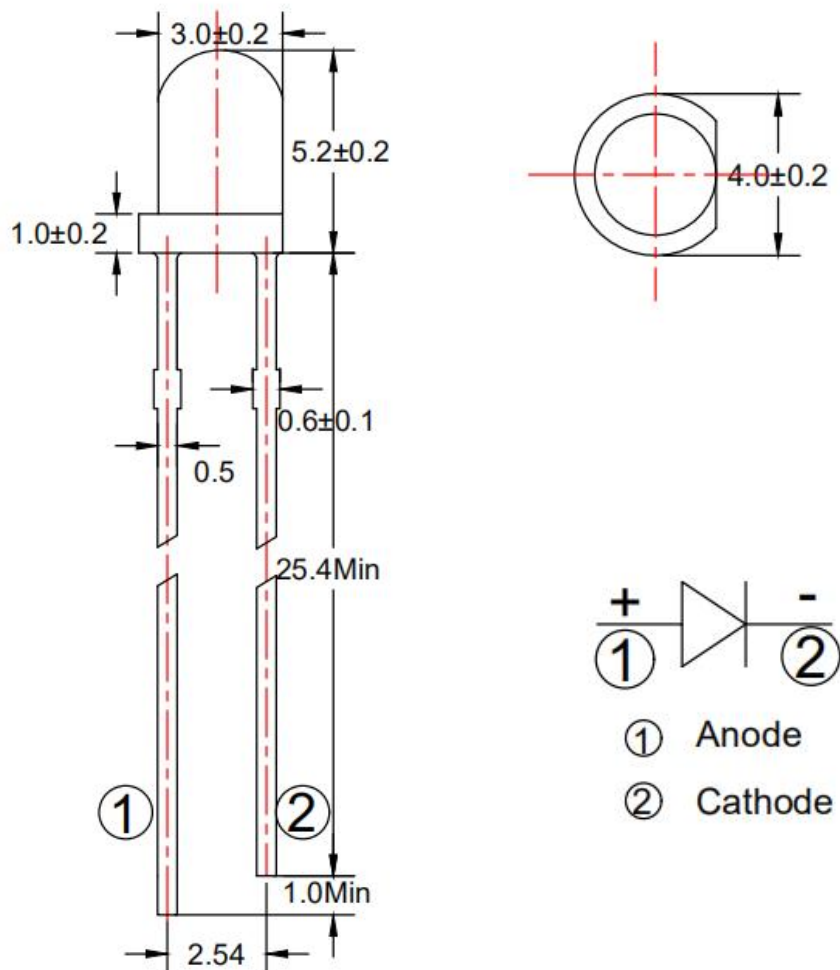
Series Name	Color Code	Remark
HV : HARVATEK	94I: 940nm AlGaAs IR Chip. 2004: 3.0mm Round Lamp, 5.2mm Lens C: Water Clear L51: HARVATEK Part No.	E0364: Customer Product Code

Features:

- Stable Color
- Popular 3.0mm through hole package, 5.2mm lens height.
- Water Clear lens

Official Product	HV-94I2004C-L51-E0364	Customer Part No.	Data Sheet No.
	*****	*****	HV-94I2004C-L51-E0364
Specifications are subject to change without notice. Data and drawings herein are copyrighted.		Jan.05. 2021	Version of 1.1
			Page 3/11

Package Dimensions:



Notes:

- 1.All dimensions are millimeters.
- 2.Tolerance is $\pm 0.25 \text{ mm}$ unless otherwise noted.
- 3.Specifications are subject to change without notice.

Official Product	HV-94I2004C-L51-E0364	Customer Part No.	Data Sheet No.
	*****	*****	HV-94I2004C-L51-E0364
Specifications are subject to change without notice. Data and drawings herein are copyrighted.		Jan.05. 2021	Version of 1.1
		Page 4/11	

Absolute Maximum Ratings at Ta=25°C

Parameter	Symbol	Rating	Unit
Forward Current	I _F	50	mA
Operating Temperature	T _{opr}	-40to+85	°C
Storage Temperature	T _{stg}	-40to+100	°C
Soldering Temperature*1	T _{sol}	260±5	°C
Power Dissipation	P _d	75	mW
Reverse Voltage	V _R	5	V
Peak Forward Current*2	I _{FP}	200	mA

*1:Soldering time \leq 5 seconds.*2: Pulse Width \leq 100 μ s and Duty \leq 1% .

Official Product	HV-94I2004C-L51-E0364	Customer Part No.	Data Sheet No.
	*****	*****	HV-94I2004C-L51-E0364
Specifications are subject to change without notice. Data and drawings herein are copyrighted.	Jan.05. 2021	Version of 1.1	Page 5/11

Electrical and Optical Characteristic

Parameter	Symbol	Condition	Min.	Typ.	Max.	Unit
Forward Voltage	V_F	$I_F=20\text{ mA}$	/	1.2	1.5	V
Reverse Current	I_R	$V_R=5\text{ V}$	/	/	100	μA
Radiant Intensity	I_e	$*I_F=50\text{ mA}$	20	35	/	mW/sr
Viewing Angle	$2\theta_{1/2}$	$I_F=20\text{ mA}$	/	35	/	deg
Peak Wavelength	λ_p	$I_F=20\text{ mA}$	935	940	/	nm
Spectrum Radiation Bandwidth	$\Delta\lambda$	$I_F=20\text{ mA}$	/	45	/	nm

Notes:

1. $\theta_{1/2}$ is the angle from optical centerline where the luminous intensity is 1/2 the optical centerline value.

2.* I_F Conditions--Pulse Width $\leq 100\text{ }\mu\text{s}$ and Duty $\leq 1\%$.

Official Product	HV-94I2004C-L51-E0364	Customer Part No.		Data Sheet No.
	*****	*****		HV-94I2004C-L51-E0364
Specifications are subject to change without notice. Data and drawings herein are copyrighted.		Jan.05. 2021	Version of 1.1	Page 6/11

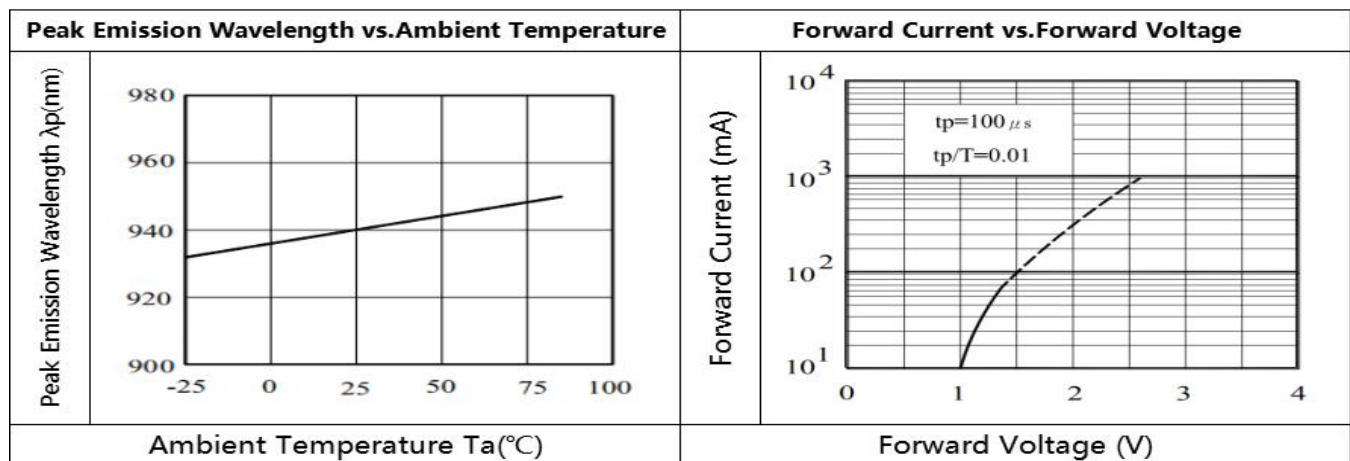
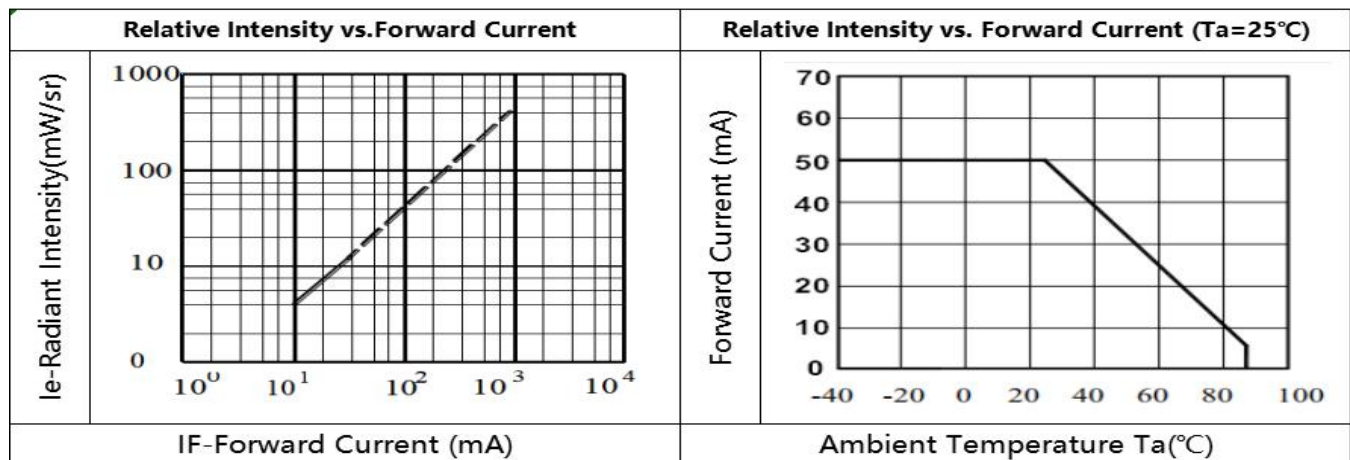
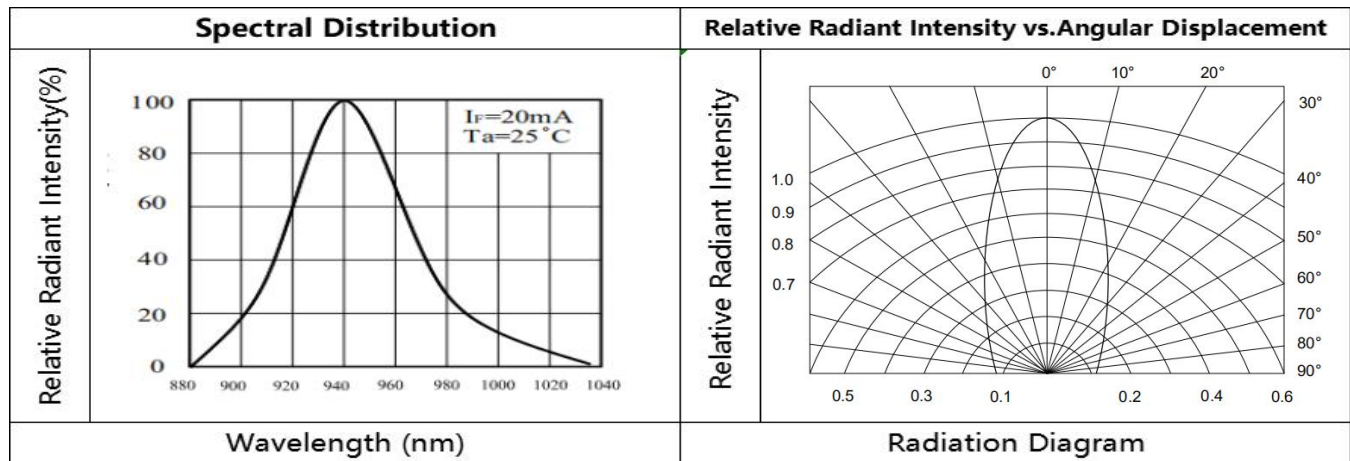
Specifications for Bin Grading:

I _e (mW/sr)		
Grade	Min.	Max.
P	20.00	24.00
Q	21.00	34.00
R	30.00	48.00

Notes: Luminous intensity: +/-15%.

Official Product	HV-94I2004C-L51-E0364	Customer Part No.		Data Sheet No.
	*****	*****		HV-94I2004C-L51-E0364
Specifications are subject to change without notice. Data and drawings herein are copyrighted.		Jan.05. 2021	Version of 1.1	Page 7/11

Typical Electro-Optical Characteristics Curves



Official Product	HV-94I2004C-L51-E0364	Customer Part No.	Data Sheet No.
	*****	*****	HV-94I2004C-L51-E0364
Specifications are subject to change without notice. Data and drawings herein are copyrighted.		Jan.05. 2021	Version of 1.1
			Page 8/11

Reliability test items and conditions:

The reliability of products shall be satisfied with items listed below.

Confidence level: 97%

LTPD:3%

No	Item	Test Conditions	Test Hours/Cycle	Sample Size	Failure Judgment Criteria	Ac/Er
1	Solder Heat	TEMP:260°C±5°C	10 SEC	76 PCS	$I_v \leq I_{vt} * 0.5$ or $V_f \geq U$ or $V_f \leq L$	0/1
2	Temperature Cycle	H:+100°C 15min ∫ 5min L:-40°C 15min	300 CYCLES	76 PCS		0/1
3	Thermal Shock	H:+100°C 5min ∫ 10sec L:-10°C 5min	300 CYCLES	76 PCS		0/1
4	High Temperature Storage	TEMP:100°C	1000 HRS	76 PCS		0/1
5	Low Temperature Storage	TEMP:-40°C	1000 HRS	76 PCS		0/1
6	DC Operating Life	TEMP:25°C IF=20mA	1000 HRS	76 PCS		0/1
7	High Temperature / High Humidity	85°C/85%RH	1000 HRS	76 PCS		0/1

Note: I_{et}: To test I_e value of the chip before the reliability test.

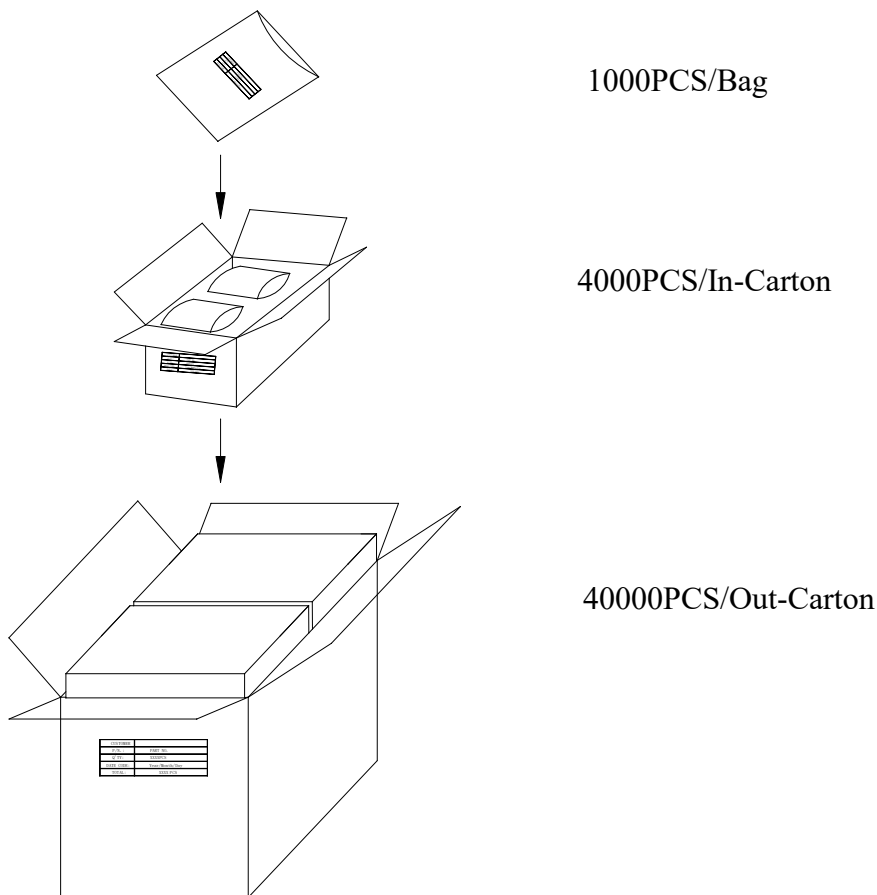
I_e: The test value of the chip that has completed the reliability test

U: Upper Specification Limit

L: Lower Specification Limit

Official Product	HV-94I2004C-L51-E0364	Customer Part No.		Data Sheet No.
	*****	*****		HV-94I2004C-L51-E0364
Specifications are subject to change without notice. Data and drawings herein are copyrighted.		Jan.05. 2021	Version of 1.1	Page 9/11

Packing Specification:



	HARVATEK	
CPN:		RoHs
P/N:		
	HV-94I2004C-L51-E0364	
QTY:		CAT:
		HUE:
LOT NO:		REF:

Official Product	HV-94I2004C-L51-E0364	Customer Part No.	Data Sheet No.
	*****	*****	HV-94I2004C-L51-E0364
Specifications are subject to change without notice. Data and drawings herein are copyrighted.	Jan.05. 2021	Version of 1.1	Page 10/11

Revision History

Revision	Page	Version No.	Revision Date
Initial Release		1.0	01-05-2021
Change in rating parameters	7	1.1	02-05-2021

Official Product	HV-94I2004C-L51-E0364	Customer Part No.	Data Sheet No.
	*****	*****	HV-94I2004C-L51-E0364
Specifications are subject to change without notice. Data and drawings herein are copyrighted.	Jan.05. 2021	Version of 1.1	Page 11/11