


THIS IS A C.A.D. GENERATED DRAWING  
DO NOT MAKE MANUAL REVISIONS TO MASTER.



**NOTES:**  
Size 9/15/25 way have 2 versions,  
without logo and with "MH" logo.

\* UNLESS OTHERWISE SPECIFIED TOLERANCES  
ON DECIMAL IS:

**BACKSHELL KIT INCLUDES:**

- (2)BACKSHELL HALVES
- (2)4-40 THUMBSCREWS
- (2)HOUSING SCREWS
- (1)SET OF COMPRESSION INSERTS-(9 POSITION~37 POSITION)  
DIAMETERS:4mm(.157"),5mm(.197"),7mm(.276"),9mm(.351")
- (1)SET OF COMPRESSION INSERTS-(50 POSITION)  
DIAMETERS:11mm(.433"),12.5mm(.492"),14mm(.551"),15mm(.591")

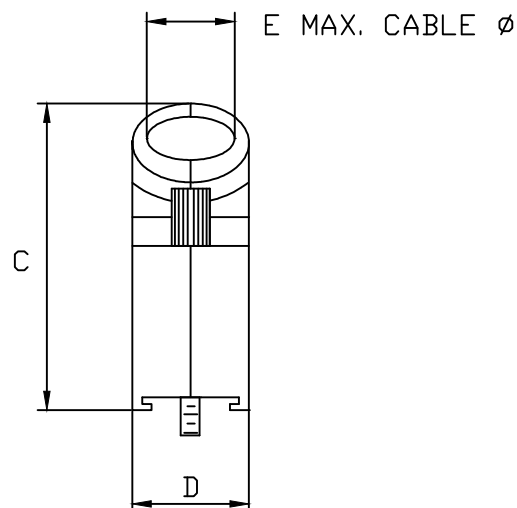
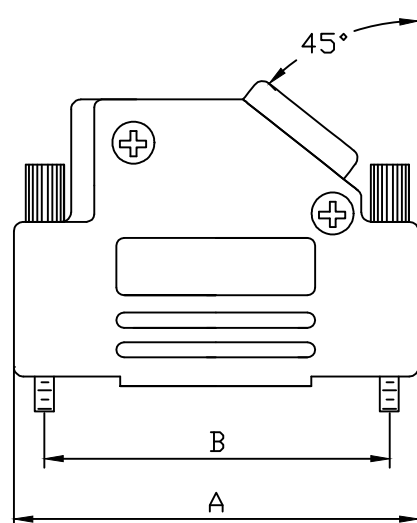
NOTE: 9 POSITION HAS ONLY 1 THUMBSCREW  
(OPPOSITE CABLE ENTRY)  
50 POSITION HAS 1 METAL CLAMP  
AND 2 CLAMP SCREWS

Without Logo:  
MHD45ZK9-NL-K  
MHD45ZK15-NL-K  
MHD45ZK25-NL-K

With "MH" Logo:  
MHD45ZK9-K  
MHD45ZK15-K  
MHD45ZK25-K

Size 37/50 way have only no logo  
version.

DIMENSIONS(mm/in)					
SIZE	A $\pm 1.0$ ( $\pm .04$ )	B $\pm 0.25$ ( $\pm .01$ )	C $\pm 1.8$ ( $\pm .07$ )	D $\pm 0.5$ ( $\pm .02$ )	E
9	31.0	24.99	36.3	14.5	13.0
	1.22	0.984	1.43	0.57	0.51
15	39.5	33.32	40.3	14.5	13.0
	1.56	1.312	1.59	0.57	0.51
25	53.2	47.04	40.3	14.5	13.0
	2.09	1.852	1.59	0.57	0.51
37	69.7	63.50	40.3	14.5	13.0
	2.74	2.500	1.59	0.57	0.51
50	67.4	61.11	44.9	17.4	17.0
	2.65	2.406	1.77	0.69	0.67



**ORDERING INFORMATON:**

SIZE	P/N - KITTED	PRODUCT CODE
9-WAY	6560-0106-11	MHD45ZK9-K
15-WAY	6560-0106-12	MHD45ZK15-K
25-WAY	6560-0106-13	MHD45ZK25-K
37-WAY	6560-0106-14	MHD45ZK37-K
50-WAY	6560-0106-15	MHD45ZK50-K

MHD45ZK9-DM9P-K=MHD45ZK9-K + MHDM9SP  
MHD45ZK15-DM15P-K=MHD45ZK15-K + MHDM15SP  
MHD45ZK25-DM25P-K=MHD45ZK25-K + MHDM25SP

MATERIAL: DIE CAST ZINC ALLOY  
NICKEL PLATED  
4-40 THUMBSCREWS:STEEL-Zn PLATED  
HOOD SCREWS:STEEL-Zn PLATED  
CLAMP:STEEL-NICKEL PLATED  
CLAMP SCREWS:STEEL-Zn PLATED  
COMPRESSION INSERTS:ABS UL RECOGNIZED  
OPERATING TEMP:-40°C TO+120°C



THIS SERIES FULLY CONFORMS TO THE  
EUROPEAN UNION DIRECTIVES 2002/95/EC  
AND 2002/96/EC FOR RoHS COMPLIANCY.




**MH CONNECTORS ,  
DIVISION OF EDAC**

THESE DRAWINGS AND SPECIFICATIONS ARE THE  
PROPERTY OF MH CONNECTORS AND SHALL NOT BE  
REPRODUCED, COPIED OR USED AS THE BASIS FOR  
THE MANUFACTURE OR SALE OF APPARATUS WITHOUT  
WRITTEN PERMISSION.

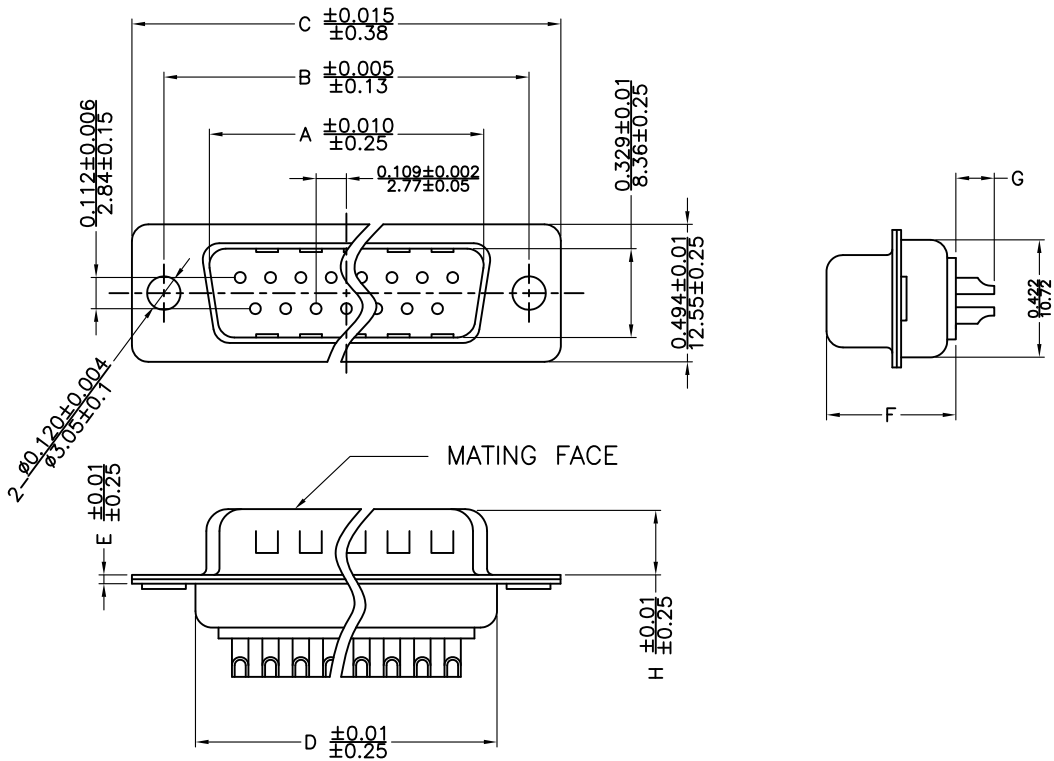
DRAWN Johnny		DATE 11-24-15	
APPROVED VICTOR		DATE 11-24-15	
SCALE 1 : 1	SHEET OF 1 OF 1	REV: 8.0	
DRAWING No MHD45ZK SERIES			

THIS IS A C.A.D. GENERATED DRAWING  
DO NOT MAKE MANUAL REVISIONS TO MASTER.



\* UNLESS OTHERWISE SPECIFIED TOLERANCES  
ON DECIMAL IS: .X  $\pm$  0.38  
.XX  $\pm$  0.25  
.XXX  $\pm$  0.13  
UNIT: MM

ISSUE	NUMBER
ORIGINAL	①
DRAWING UPDATED	②
DEC.13.2024 REED	
DRAWING UPDATED	③
DEC.24.2024 REED	



**Material & Finish**  
**Shell:**  
Steel  
Nickel plated

**Pin Contact:**  
Brass  
Gold plated over nickel

**Insulator:**  
PBT glass-fiber reinforced UL 94-V0

**Number of contact:**  
9,15,25,37  
**Current rating:** 5 amp

**Dielectric strength:**  
1000V AC RMS for one minute

**Insulator resistance:**  
5000M $\Omega$  Min at 500V DC

**Temperature:**-55°C ~125°C

ITEM NO	A	B	C	D	E	F	G	H
MHDM9SP	16.92(0.666)	24.99(0.984)	30.81(1.213)	19.23(0.757)	0.8(0.0315)	10.8(0.425)	3.5(0.138)	6.00(0.236)
MHDM15SP	25.25(0.994)	33.32(1.312)	39.14(1.541)	27.56(1.085)	0.8(0.0315)	10.8(0.425)	3.5(0.138)	6.00(0.236)
MHDM25SP	38.96(1.534)	47.04(1.852)	53.04(2.088)	41.30(1.625)	0.8(0.0315)	10.8(0.425)	3.5(0.138)	6.00(0.236)
MHDM37SP	55.42(2.182)	63.50(2.500)	69.32(2.729)	57.40(2.260)	0.8(0.0315)	10.8(0.425)	3.5(0.138)	6.00(0.236)

THESE DRAWINGS AND SPECIFICATIONS ARE THE PROPERTY OF MH CONNECTORS AND SHALL NOT BE REPRODUCED, COPIED OR USED AS THE BASIS FOR THE MANUFACTURE OR SALE OF APPARATUS WITHOUT WRITTEN PERMISSION.

DRAWN Iven Ou		DATE 09-01-22	
APPROVED		DATE	
SCALE 1 : 1	SHEET 1	OF 2	REV: 6.0
DRAWING No MHDMXXSP			



THIS SERIES FULLY CONFORMS TO THE  
EUROPEAN UNION DIRECTIVES 2002/95/EC  
AND 2002/96/EC FOR RoHS COMPLIANCY.



MH CONNECTORS ,  
DIVISION OF EDAC