

THIS IS A C.A.D. GENERATED DRAWING  
DO NOT MAKE MANUAL REVISIONS TO MASTER.

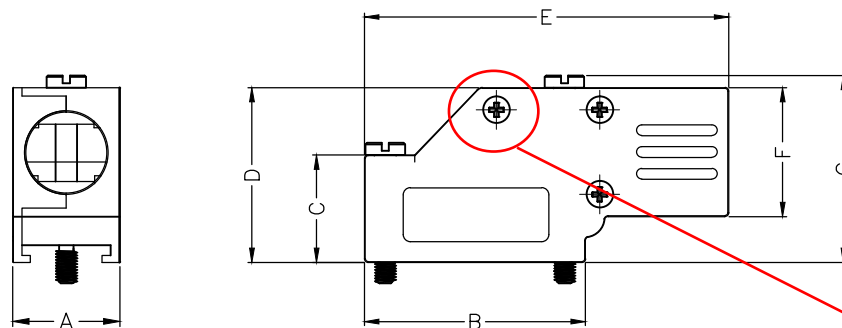


\* UNLESS OTHERWISE SPECIFIED TOLERANCES  
ON DECIMAL IS: ANGLE  $\pm 1^\circ$   
UNIT: MM .XX  $\pm 0.35$

BACKSHELL KIT INCLUDES:

- (2) BACKSHELL HALVES
- (3) HOUSING SCREWS
- (1) 4-40 LONG THUMBSCREWS
- (1) 4-40 SHORT THUMBSCREWS
- (1) SET OF COMPRESSION INSERTS-VARIOUS SIZES  
DIAMETERS 4mm(.157"), 5mm(.167"), 7mm(.276"), 9mm(.354")

**MHDCMR9-DM9P-K=MHDCMR9-RA-K + MHD9SP**  
**MHDCMR25-DM25P-K=MHDCMR25-RA-K + MHD25SP**



| DIMENSIONS(mm/in) |                      |                      |                      |                      |                      |                      |                      |
|-------------------|----------------------|----------------------|----------------------|----------------------|----------------------|----------------------|----------------------|
| SIZE              | A $\pm 1.20_{0.047}$ | B $\pm 1.20_{0.047}$ | C $\pm 0.80_{0.031}$ | D $\pm 0.80_{0.031}$ | E $\pm 0.80_{0.031}$ | F $\pm 0.80_{0.031}$ | G $\pm 0.80_{0.031}$ |
| 9                 | 15.0                 | 30.8                 | 15.0                 | 24.4                 | 50.8                 | 18.0                 | 26.2                 |
|                   | 0.59                 | 1.21                 | 0.59                 | 0.96                 | 2.0                  | 0.71                 | 1.03                 |
| 25                | 15.8                 | 53.3                 | 23.1                 | 34.5                 | 72.4                 | 24.3                 | 36.6                 |
|                   | 0.62                 | 2.10                 | 0.91                 | 1.36                 | 2.85                 | 0.96                 | 1.44                 |

说明：图上是9pin的外观和结构，25pin的结构有些差异，  
比如螺丝孔位置也不一样。

Note: The picture as left is for size 9 pin, size 25pin has some  
difference, such as the position of screw hole.

ORDERING INFORMATION:

| SIZE   | P/N - KITTED | PRODUCT CODE  |
|--------|--------------|---------------|
| 9-WAY  | 6560-0501-01 | MHDCMR9-RA-K  |
| 25-WAY | 6560-0501-03 | MHDCMR25-RA-K |

BACKSHELL: MATERIAL: DIE CAST ZINC ALLOY  
PLATING: NICKEL PLATED  
4-40 THUMBSCREWS: STEEL-Zn PLATED  
HOUSING SCREWS: STEEL-Zn PLATED  
COMPRESSION INSERT: ABS, UL RECOGNIZED  
OPERATING TEMP: -40°C TO +120°C



THIS SERIES FULLY CONFORMS TO THE  
EUROPEAN UNION DIRECTIVES 2002/95/EC  
AND 2002/96/EC FOR RoHS COMPLIANCY.




THESE DRAWINGS AND SPECIFICATIONS ARE THE  
PROPERTY OF MH CONNECTORS AND SHALL NOT BE  
REPRODUCED, COPIED OR USED AS THE BASIS FOR  
THE MANUFACTURE OR SALE OF APPARATUS WITHOUT  
WRITTEN PERMISSION.

|                              |                    |                  |  |
|------------------------------|--------------------|------------------|--|
| DRAWN<br>JOHNNY              |                    | DATE<br>11-24-15 |  |
| APPROVED<br>Victor Lin       |                    | DATE<br>11-24-15 |  |
| SCALE<br>1 : 1               | SHEET OF<br>1 OF 1 | REV:<br>4.0      |  |
| DRAWING No<br>MHDCMR-XX-RA-K |                    |                  |  |

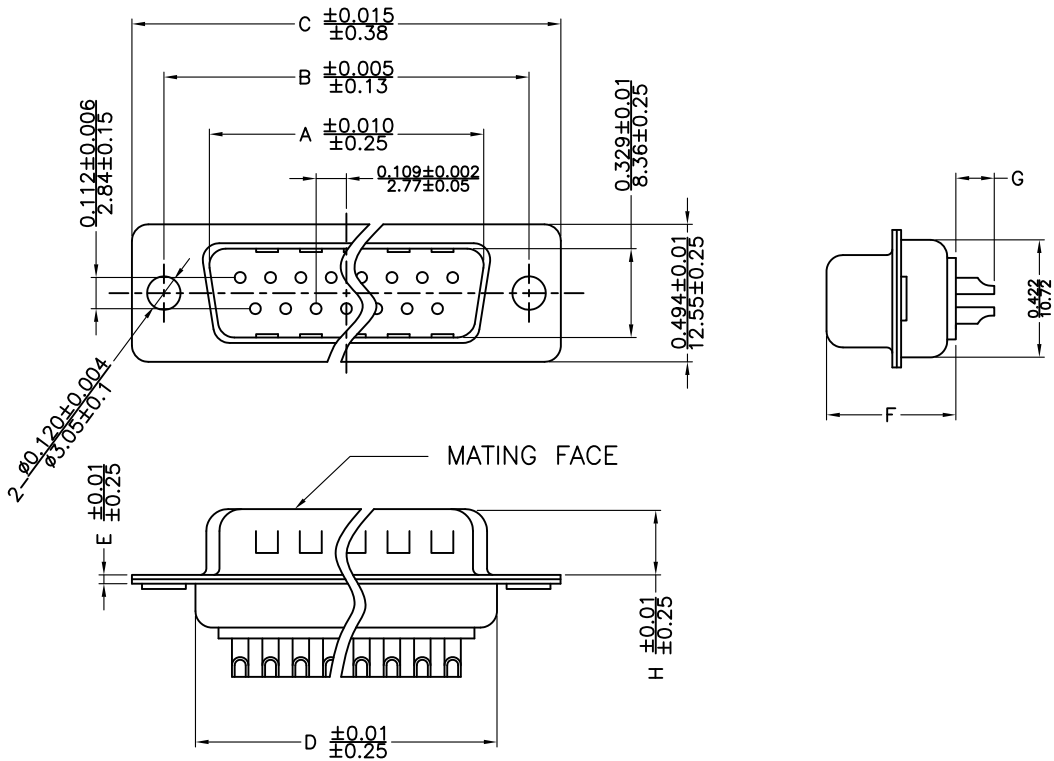
**MH CONNECTORS ,  
DIVISION OF EDAC**

THIS IS A C.A.D. GENERATED DRAWING  
DO NOT MAKE MANUAL REVISIONS TO MASTER.



\* UNLESS OTHERWISE SPECIFIED TOLERANCES  
ON DECIMAL IS: .X  $\pm$  0.38  
.XX  $\pm$  0.25  
.XXX  $\pm$  0.13  
UNIT: MM

| ISSUE            | NUMBER |
|------------------|--------|
| ORIGINAL         | ①      |
| DRAWING UPDATED  | ②      |
| DEC.13.2024 REED |        |
| DRAWING UPDATED  | ③      |
| DEC.24.2024 REED |        |



**Material & Finish**  
**Shell:**  
Steel  
Nickel plated

**Pin Contact:**  
Brass  
Gold plated over nickel

**Insulator:**  
PBT glass-fiber reinforced UL 94-V0

**Number of contact:**  
9,15,25,37  
**Current rating:** 5 amp

**Dielectric strength:**  
1000V AC RMS for one minute

**Insulator resistance:**  
5000M $\Omega$  Min at 500V DC

**Temperature:**-55°C ~125°C

| ITEM NO  | A            | B            | C            | D            | E           | F           | G          | H           |
|----------|--------------|--------------|--------------|--------------|-------------|-------------|------------|-------------|
| MHDM9SP  | 16.92(0.666) | 24.99(0.984) | 30.81(1.213) | 19.23(0.757) | 0.8(0.0315) | 10.8(0.425) | 3.5(0.138) | 6.00(0.236) |
| MHDM15SP | 25.25(0.994) | 33.32(1.312) | 39.14(1.541) | 27.56(1.085) | 0.8(0.0315) | 10.8(0.425) | 3.5(0.138) | 6.00(0.236) |
| MHDM25SP | 38.96(1.534) | 47.04(1.852) | 53.04(2.088) | 41.30(1.625) | 0.8(0.0315) | 10.8(0.425) | 3.5(0.138) | 6.00(0.236) |
| MHDM37SP | 55.42(2.182) | 63.50(2.500) | 69.32(2.729) | 57.40(2.260) | 0.8(0.0315) | 10.8(0.425) | 3.5(0.138) | 6.00(0.236) |

THESE DRAWINGS AND SPECIFICATIONS ARE THE PROPERTY OF MH CONNECTORS AND SHALL NOT BE REPRODUCED, COPIED OR USED AS THE BASIS FOR THE MANUFACTURE OR SALE OF APPARATUS WITHOUT WRITTEN PERMISSION.

|                        |            |                  |             |
|------------------------|------------|------------------|-------------|
| DRAWN<br>Iven Ou       |            | DATE<br>09-01-22 |             |
| APPROVED               |            | DATE             |             |
| SCALE<br>1 : 1         | SHEET<br>1 | OF<br>2          | REV:<br>6.0 |
| DRAWING No<br>MHDMXXSP |            |                  |             |



THIS SERIES FULLY CONFORMS TO THE  
EUROPEAN UNION DIRECTIVES 2002/95/EC  
AND 2002/96/EC FOR RoHS COMPLIANCY.



MH CONNECTORS ,  
DIVISION OF EDAC