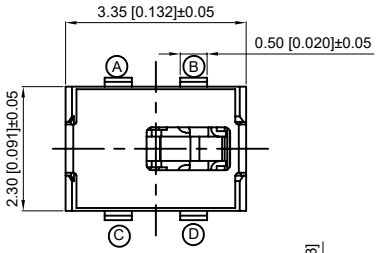

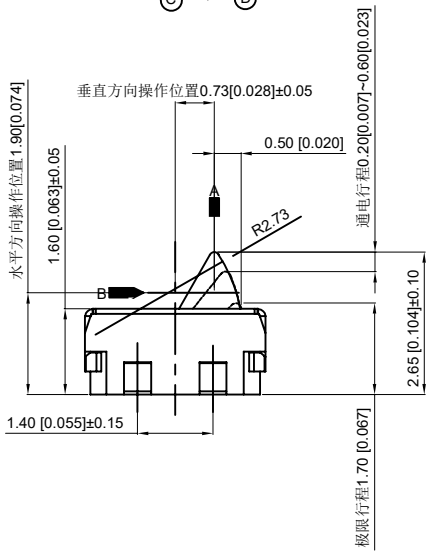

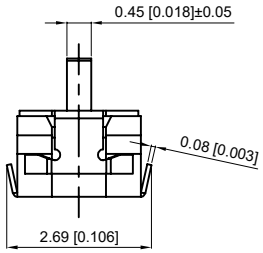

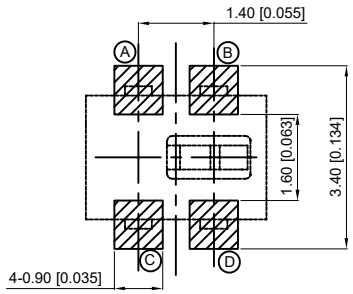

PCB Installation Dimension Drawing
PCB安装尺寸图

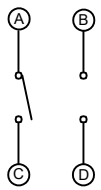

The circuit principle diagram
电路原理图

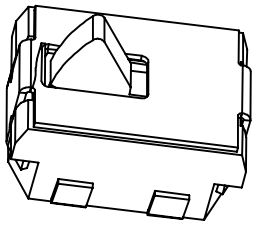

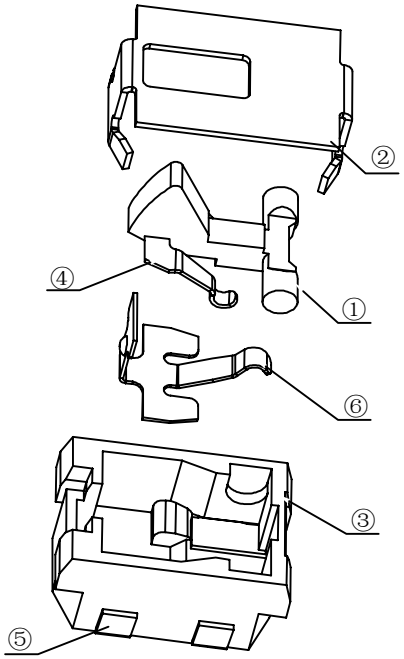

1. Rated voltage: 3V (DC)
1.额定电压：3V（DC）
Rated current: 1A
额定电流：1A
2. Insulation resistance: ≥ 50M Ω
2.绝缘电阻：≥50MΩ
3. Contact resistance: ≤ 3Ω
3.接触电阻：≤3Ω
4. Action force: 20 ± 10gf
4.动作力：20±10gf
5. Service life: 20000 times
5.寿命：20000次

NO 序号	Part name 部件名	Material 材料	QTY 数量	Remark 备注
6	Auxiliary film 辅助片	SUS	1	Primary color 原色
5	Welding foot 焊脚	Phosphor copper 磷铜	4	Ag plating 镀银
4	Shrapnel 弹片	Phosphor copper 磷铜	1	Ag plating 镀银
3	Base 基座	LCP	1	Black 黑色
2	Lid 盖子	SUS	1	Primary color 原色
1	Handle 按柄	LCP	1	Black 黑色

REV	DATE	REVISION DESCRIPTION	ISSUE
A4			
A3			
A2			
A1			

台普 ROCPU

COMMON TOLERANCE	
X.XX	± 0.10
X.X	± 0.15
X	± 0.25
ANGULAR	———

UNIT	MM	PROJCTED		PRODUCT NAME:
DRAWN BY	FUYUAN	CHECKED BY	COCO	MODEL NO: TP73121
DATE	2019	APPROVAL B	ALEN	Https: www.rocpu.tw

ROCPU TECHNOLONGY CO.,LTD

Copies are issued in strict confidence and shall not be reproduced or copied,or used as the basic of manufacture or sale of apparatus without permission