THIS DRAWING IS UNPUBLISHED. RELEASED FOR PUBLICATION -.- .
© COPYRIGHT - BY TYCO ELECTRONICS CORPORATION. ALL RIGHTS RESERVED.

LOC	DIST
DF	A0

REVISIONS

P	LTR	DESCRIPTION	DATE	DWN	APVD
	O	PROPOSAL DRAWING	11-30-04	CT	KH

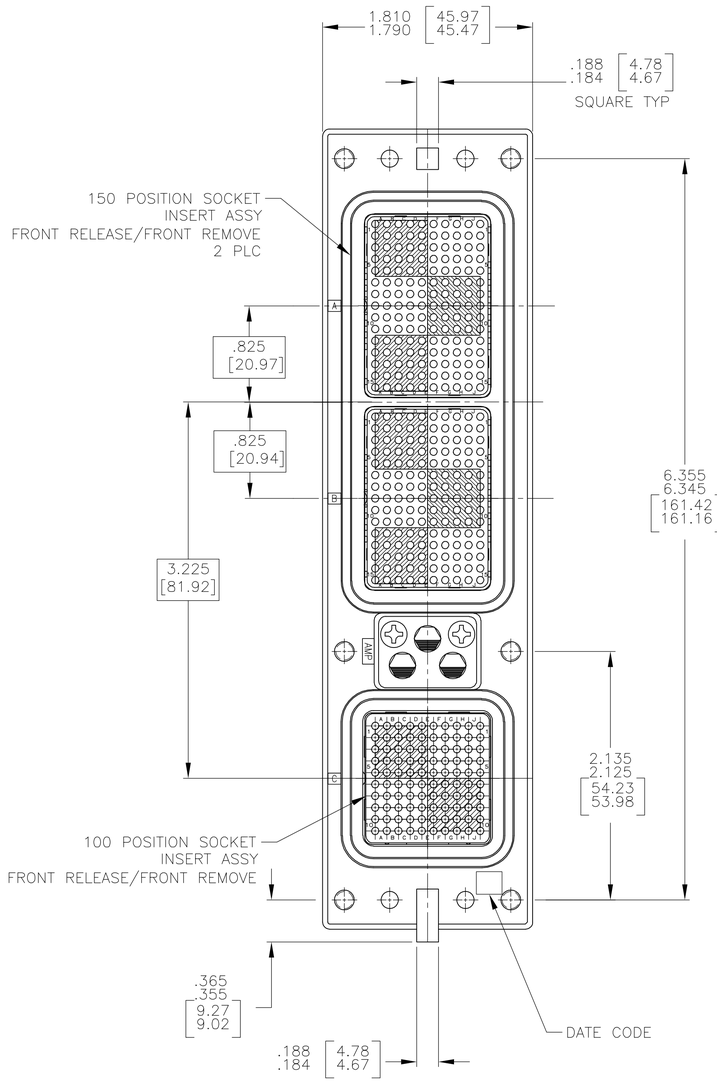

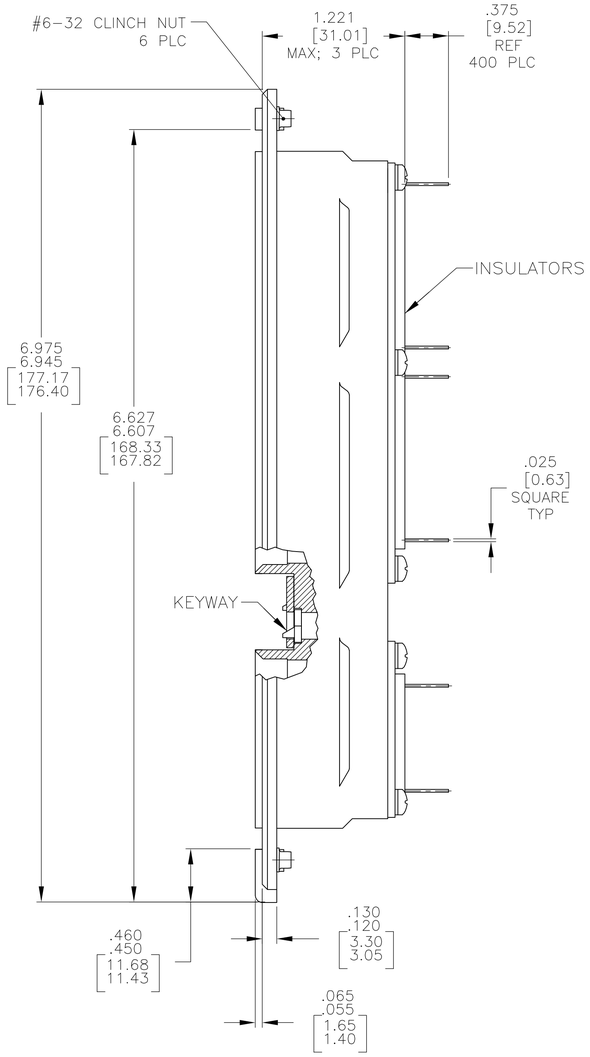

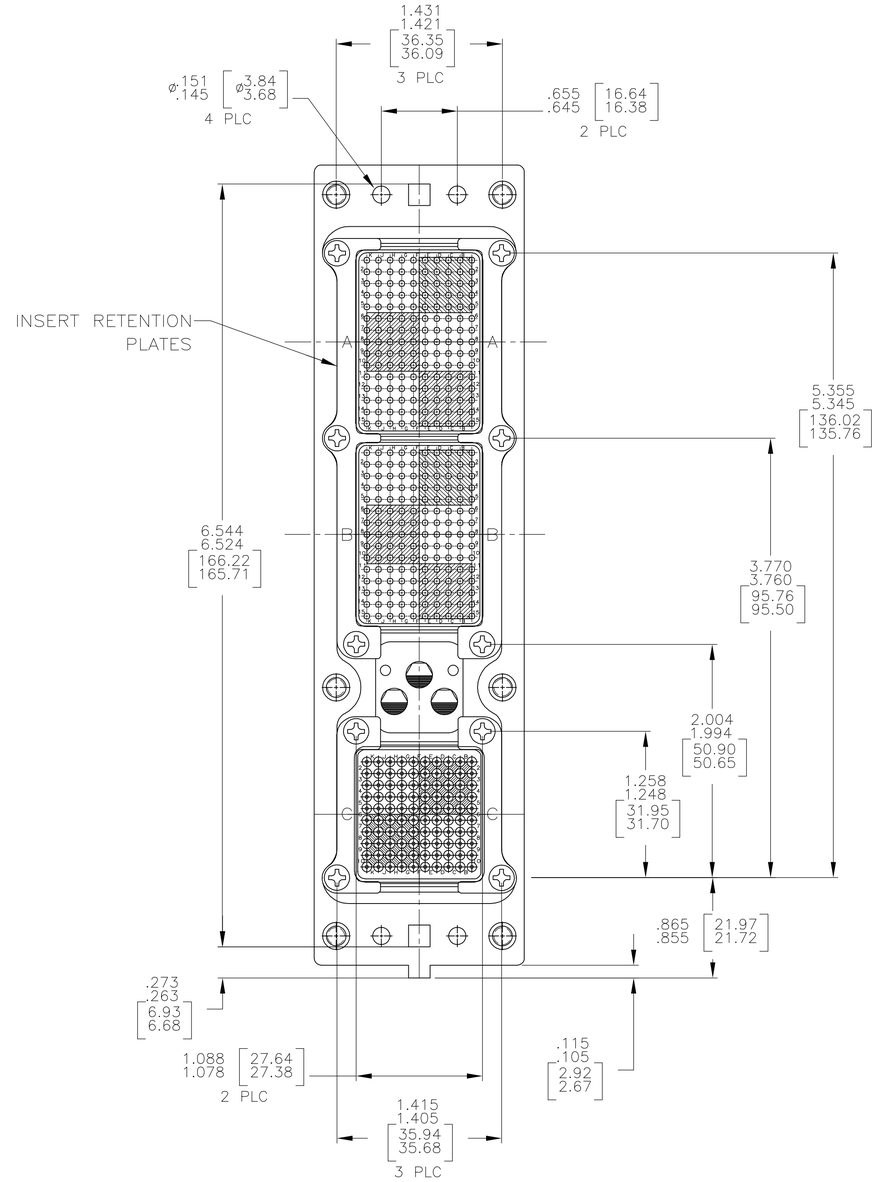

1. CONNECTOR DIMENSIONS ARE PER ARINC 600 SPECIFICATION.
2. CONNECTOR IS SUPPLIED WITH CONTACTS (PER TABLE) ASSEMBLED AS SHOWN.
3. KEYING SHOWN IN POSITION "01" FOR ILLUSTRATION ONLY.
   CONNECTORS SHIPPED WITH KEYING INSTALLED IN POSITION PER TABLE.
   FOR POSITION "00" KEYING HARDWARE SHIPPED UNASSEMBLED.

COMPONENT	MATERIAL	FINISH
SHELL	DIE CAST ALUMINUM PER ASTM-B-85	ELECTROLESS NICKEL PER MIL-C-26074
INSERT RETENTION PLATES	ALUMINUM ALLOY PER ASTM-B-209	ELECTROLESS NICKEL PER MIL-C-26074
SCREWS AND LOCKWASHERS	STEEL OR STAINLESS STEEL	CHROMATE OVER ZINC OR PASSIVATED
POLARIZING KEYS	ZINC ALLOY PER ASTM-B-86	– – –
INSERTS	THERMOSET OR THERMOPLASTIC PPS PER MIL-M-24519	– – –
POLARIZING KEY RETAINING PLATE	ALUMINUM ALLOY PER ASTM-B-209	BLUE ANODIZED PER MIL-A-8625
–	–	–

01	MODULE A, B & C 211245-4 (SIZE 22) QTY = 400	1757565-1
KEYING POSITION	CONTACTS INCLUDED AND INSTALLED	PART NUMBER

THIS DRAWING IS A CONTROLLED DOCUMENT.

DIMENSIONS: INCHES [mm]

TOLERANCES UNLESS OTHERWISE SPECIFIED:
0 PLC ± –
1 PLC ± –
2 PLC ± –
3 PLC ± –
4 PLC ± –
ANGLES ± –

MATERIAL: SEE TABLE
FINISH: SEE TABLE

DWN C.C.THOMAS 11-30-04
CHK K.HOGAN 11-30-04
APVD K.HOGAN 11-30-04
PRODUCT SPEC –
APPLICATION SPEC –
WEIGHT –

tyco Electronics
Tyco Electronics Corporation
Harrisburg, Pa 17105-3608

NAME: RCPT ASSY,SIZE 2,ARINC 600 (150/150/100)

SIZE	CAGE CODE	DRAWING NO	RESTRICTED TO
A1	00779	C-1757565	–

CUSTOMER DRAWING
SCALE 1.5:1 SHEET 1 OF 1 REV O