REV.	ECN NO.	REVISIONS	DRN.	CKD.	APP.	DATE
A	——	NEW RELEASE	DC			

POS. 1	POS. 2	POS. 3	POS. 4
GREEN	GREEN	YELLOW	YELLOW

OPERATING CHARACTERISTICS AT 25°C AMBIENT						
CHARACTERISTICS	LED COLOR	MIN	TYP	MAX	UNITS	TEST CONDITIONS
LUMINOUS INTENSITY	GREEN	5.6	16.0		mcd	I_F = 10 mA
	YELLOW	2.2	6.3			
FORWARD VOLTAGE	GREEN		2.1	3.0	V	I_F = 10 mA
	YELLOW		2.1	3.0		
PEAK WAVELENGTH	GREEN		563		nm	
	YELLOW		585			
VIEWING ANGLE	ALL		45		Degree	I_F = 10 mA

ABSOLUTE MAXIMUM RATING AT 25°C AMBIENT	UNITS	GREEN	YELLOW
POWER DISSIPATION	mW	75	60
CONTINUOUS FORWARD CURRENT	mA	25	20
DERATE LINEARLY FROM 50°C	mA/°C	0.5	0.5
PEAK FORWARD CURRENT (1/10 DUTY CYCLE, 0.1 ms PULSE WIDTH)	mA	60	60
LEAD SOLDERING TEMPERATURE (5 SEC., 1/16" FROM BODY)	°C	260	
OPERATING TEMPERATURE	°C	-25 TO +85	
STORAGE TEMPERATURE	°C	-30 TO +100	

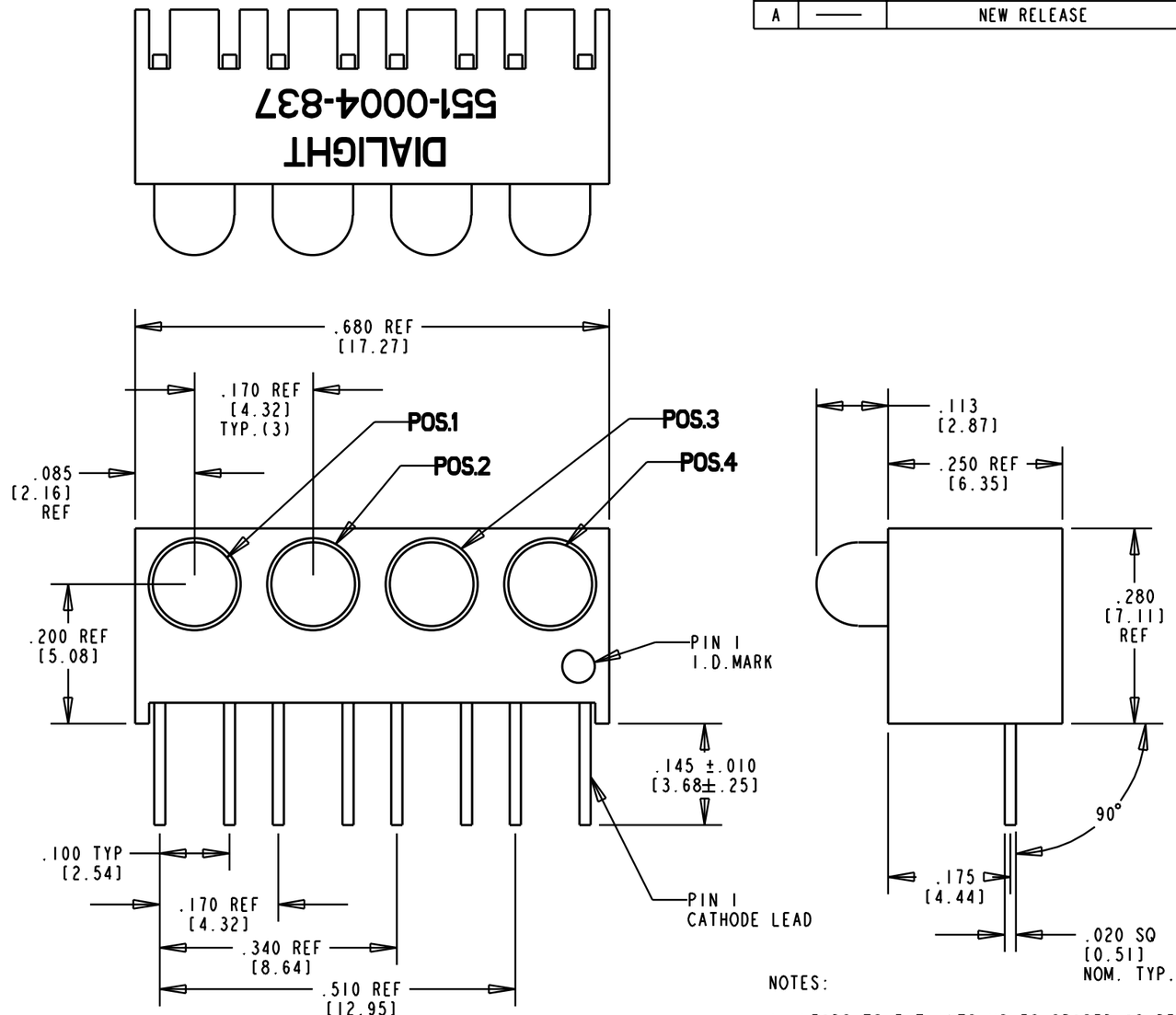

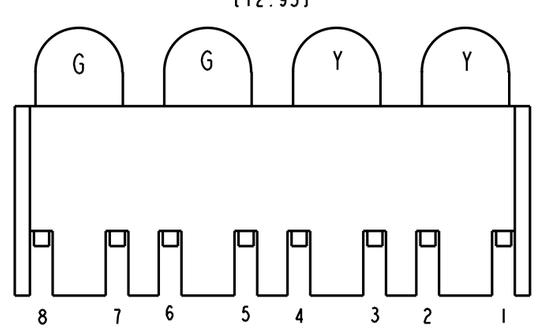

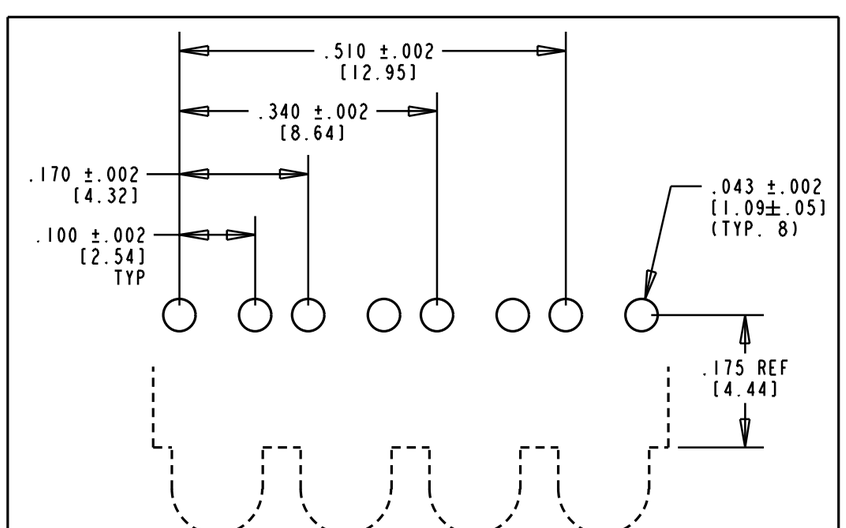

RECOMMENDED HOLE PATTERN

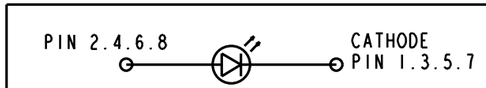

SINGLE COLOR LED SCHEMATIC

NOTES:

1- LEADS TO FIT INTO HOLES SPACED AS PER HOLE PATTERN
2- PIN NUMBERS ARE FOR REFERENCE ONLY. DESIGNATIONS NON-EXISTENT ON PART.
3- LED LEAD DIMENSIONS SHOWN ARE MEASURED AT HOUSING EXIT
4- DIALIGHT PART NUMBER = 551-0004-837

THIS DRAWING AND THE CONTENTS HEREIN ARE CONFIDENTIAL AND THE SOLE PROPERTY OF DIALIGHT. REPRODUCTION OF THIS DRAWING OR CONSTRUCTION OF ANY PARTS WITHIN THIS DRAWING ARE FORBIDDEN WITHOUT THE WRITTEN CONSENT OF DIALIGHT.

SCALE 5:1

ALL DIM'S IN: INCHES (MM)

TOLERANCES:
UNLESS OTHERWISE SPECIFIED
FRACTIONS: ±1/64
DECIMALS (.XX): ±.020
DECIMALS (.XXX): ±.015
ANGLES: ±3°

FINISH:

FSCM 83330

DRAWING NUMBER C-16831

REV A

TITLE 1x4 CBI BLOCK

MATERIAL

Dialight

1501 ROUTE 34 SOUTH
FARMINGDALE, NJ 07727

SHEET OF

FAMILY TABLE: