

## SUMMARY

### # Wires

Low voltage 8



*Image is for illustrative purpose only*

Series 1F  
Termination type Male crimp  
IP rating 67  
AWG wire size 26.00 - 22.00  
Cable Ø 3.80 - 10.70 mm  
Status active  
Matching parts [FGS.1F.308.XLM](#)

### Download

[Request a quote](#)

[Catalog](#)

## TECHNICAL DETAILS

### Mechanics

Shell Style/Model PE\*: Straight receptacle, nut fixing (back panel mounting)  
Keying 3 keys (beta=155, gamma=50, plug: female contacts, receptacle: male contacts)  
Housing Material Aluminium (nickel plated [SAE AMS QQ N 290], anthracite color) shell and nut, other pieces bronze/brass  
Weight 8.29 g

### Performance

Configuration 1F.308 : 8 Low Voltage  
Insulator L: PEEK (UL 94 / V-0/1.5)  
Rated Current 5 Amps

### Specifications

Contact Type: Crimp  
Contact Retention: 22 N  
Contact Dia.: 0.7 mm (0.028in)  
Bucket Dia.: 0.8 mm (0.031in)  
Min. Conductor: 0.14 mm<sup>2</sup> (AWG 26)  
Max. Conductor: 0.34 mm<sup>2</sup> (AWG 22)  
R (max): 6.1 mOhm  
Vtest (contact-shell): 1300 V (AC), 1840 V (DC)

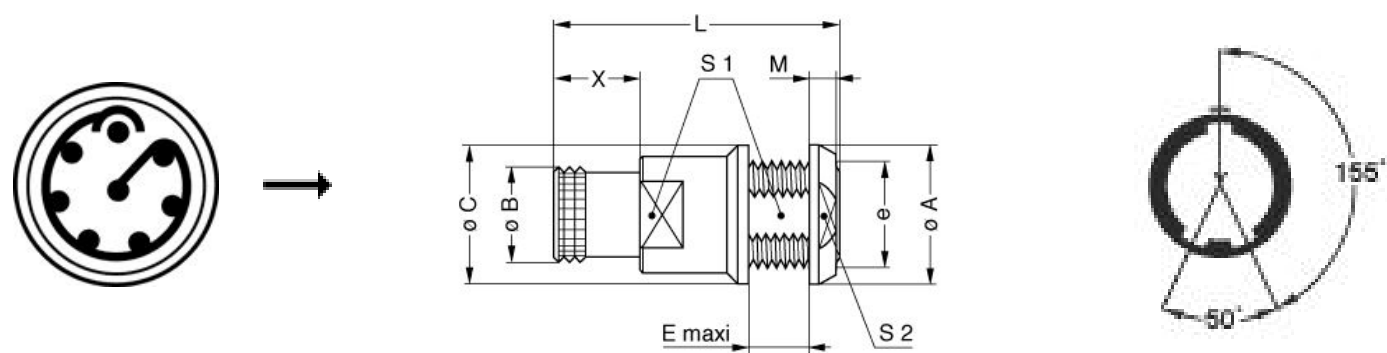
*LEMO products and services are provided "as is". LEMO makes no warranties or representations with regard to LEMO product & services or use of them, express, implied or statutory, including for accuracy, completeness, or security. The user is fully responsible for his products and applications using LEMO components.*

Vtest (contact-contact): 1300 V (AC), 1840 V (DC)

Others

- Endurance (Shell): 1000 mating cycles
- Temp (min / max): -15°C / +200°C
- Humidity (max): <=95% [at 60 deg C / 140 F]
- Vibration: 15 g [10 Hz - 2000 Hz]
- Shock Resistance: 100 g [ 6 ms]
- Climatical Category: 15/200/21 (Aluminium shell)
- Salt Spray Corrosion: max. 48 hr

DRAWINGS



Dimensions

	A	B	C	E	L	M	S1	S2	X	e
mm.	17	10.7	17	6.2	26.7	3.2	11.5	14	8	M13x0.75
in.	0,67	0,42	0,67	0,24	1,05	0,13	0,45	0,55	0,31	

RECOMMENDED BY LEMO

Tools

- Crimp Tool: [DPC.91.701.V](#)
- Crimp settings: AWG/Selector = 22-24-26/6-5-5













LEMO products and services are provided “as is”. LEMO makes no warranties or representations with regard to LEMO product & services or use of them, express, implied or statutory, including for accuracy, completeness, or security. The user is fully responsible for his products and applications using LEMO components.

Positionner: [DCE.91.070.BVC](#)

Extractor: [DCF.93.070.4LT](#)

Replacement contact: FGG.0B.555.ZZC

## Cables

CMN.08.T22.059QGC	TPR	Grey	
CMN.08.T22.059QGZE	TPR (medical)	Grey	
CMN.08.T26.042QGZE	TPR (medical)	Grey	
108220	PVC	Black	
108240	PTFE	White	
108260	PTFE	White	
16080	PVC	Grey	
180240	PVC	Black	
180260	PVC	Black	
280250	PVC	Grey	
335990	PVC	Black	
335991	PVC	Black	
42265	PVC	Yellow	
80140	PVC	Grey	
8280	PVC	Black	

LEMO products and services are provided "as is". LEMO makes no warranties or representations with regard to LEMO product & services or use of them, express, implied or statutory, including for accuracy, completeness, or security. The user is fully responsible for his products and applications using LEMO components.