THIS DRAWING IS UNPUBLISHED. RELEASED FOR PUBLICATION 2018
© COPYRIGHT 2018 BY - ALL RIGHTS RESERVED.

REVISIONS

P	LTR	DESCRIPTION	DATE	DWN	APVD
	C	RELEASED PER E.O. P20392	03DEC2009		RDR
	D	REVISED PER PCN :E-18-007949	23MAY2018	DD	DM

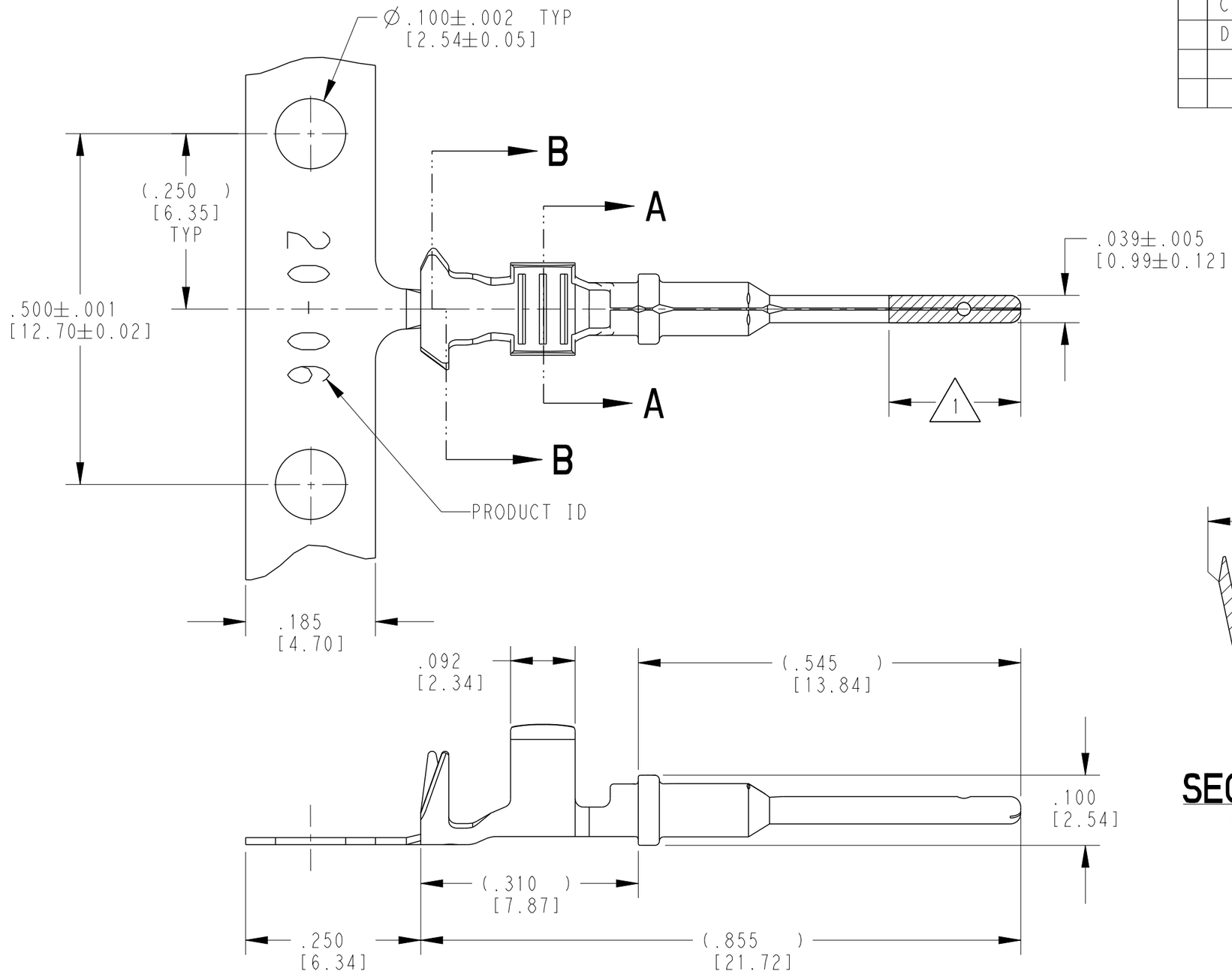

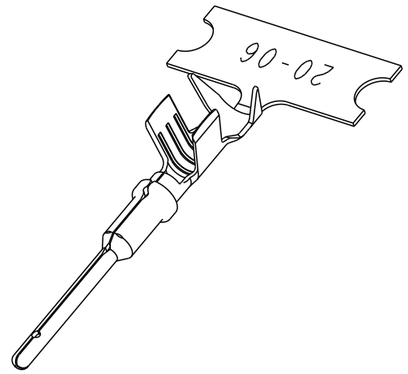

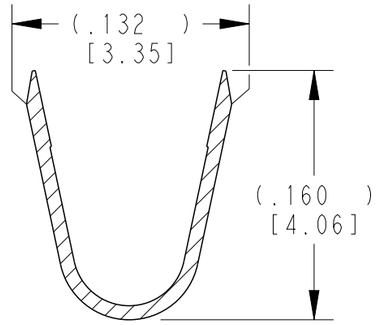

SECTION A-A
WIRE BARREL

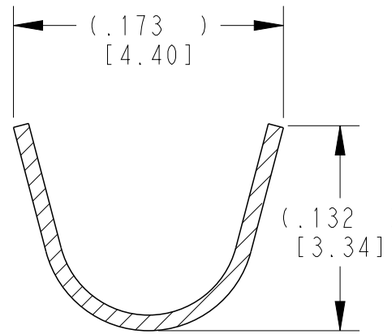

SECTION B-B
INSULATION BARREL

TE INTERNAL PN	DEUTSCH PN	PLATING
1060-20-0622	1060-20-0622	NICKEL
1060-20-0644	1060-20-0644	SELECTIVE GOLD
1060-20-0677	1060-20-0677	TIN

1

3 MATERIAL: .010 [0.25] THICK COPPER ALLOY

2. WIRE RANGE: 16 AWG TO 14 AWG [1.0-2.5 mm^2]
INSULATION RANGE: Ø.075-.125 [Ø1.91-3.18]

1 APPLIES ONLY TO SELECTIVE GOLD 1060-20-0644.
INDICATED DIMENSION SHOWS GOLD PLATED AREA.

NOTES: UNLESS OTHERWISE SPECIFIED

THIS DRAWING IS A CONTROLLED DOCUMENT.

DIMENSIONS: INCHES[mm]

TOLERANCES UNLESS OTHERWISE SPECIFIED:
0 PLC ±
1 PLC ±
2 PLC ±
3 PLC ±.025 [0.64]
4 PLC ±
ANGLES ±

MATERIAL 3

FINISH SEE TABLE

DWN J. APOSTOL 24MAY2007
CHK D. MEYER 02DEC2009
APVD R. REED 02DEC2009
PRODUCT SPEC 0425-015-0000
APPLICATION SPEC 114-151003
WEIGHT 0.17 g

TE Connectivity

NAME STAMPED CONTACT PIN SIZE 20

SIZE	CAGE CODE	DRAWING NO	RESTRICTED TO
A3	4AFU8	C-1060-20-06XX	-

CUSTOMER DRAWING | SCALE 6:1 | SHEET 1 OF 1 | REV D

1470-19 (3/13)