REV.	ECN NO.	DATE	SIGN	DESCRIPTION
E	C210309	2021/02/25	Ruru	E X2
F	C221973	2022/12/22	Ruru	F X1
G	C231034	2023/08/08	Ruru	G X1

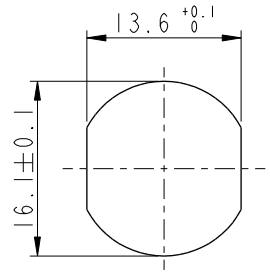

Recommended Panel Cut-Out

B D

C D

M12B-XXPFFP-SF8002

XX: No. Of Pin

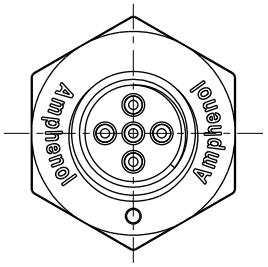

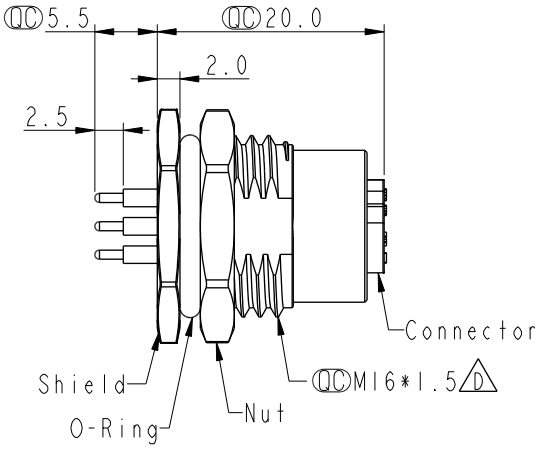

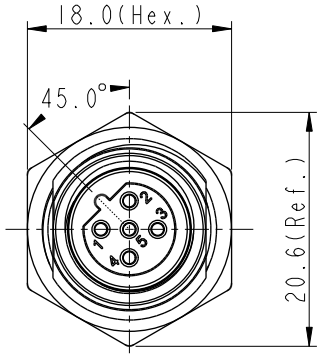

C

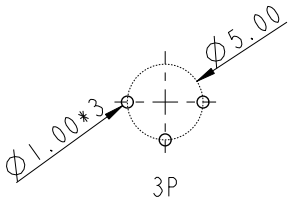

3P

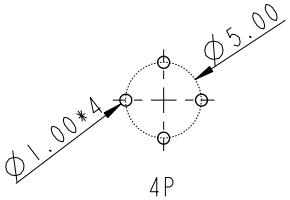

4P

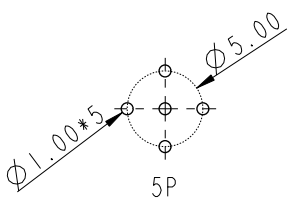

5P

PCB Layout

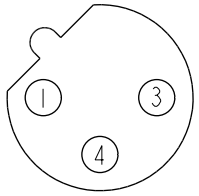

3P

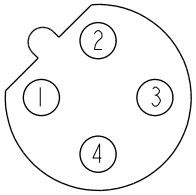

4P

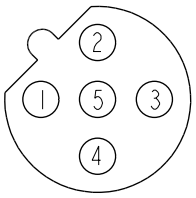

5P

Pin Assignment Front View

D E Note:
- * RoHS Compliant
- * QC Important dimension
- F C * Waterproof rate: IP68, unmated 1m/24h
  - G IP69K, mated
- * Connector
  - Housing: Thermoplastic, Black
  - Pin: Copper alloy, Gold plated
  - O-Ring: Rubber, Green
- * Shield: Metal
- * Nut: Metal
- * O-Ring: Rubber, Black
- * For panel thickness max: 4.5mm
- * Nut is packed separately in pe bag

UNIT: mm

TOLERANCE
.X ±0.25
.XX ±0.1
.XXX ±0.05
ANGLES ±1°

TITLE: N SEN, M12 B, SCREW RECEPTACLE, F, F, PCB S E

SCALE 3:2 | SIZE A4 | SHEET 1 OF 1

REV. G | WC-REV. A.5 | QC: Inspection item

Amphenol LTW
安費諾亮泰企業股份有限公司

ITEM NO	DRAWN BY	DATE
	Yulong_wang	2016-09-05
DWG NO: D M12B-XXPFFP-SF8002	CHECKED BY: Jinhai	DATE: 2016-09-05
CUSTOMER: ALTW	APPROVED BY: Jerry	DATE: 2016-09-05

W10814-03-[redacted]01A2

THIS DOCUMENT IS SUBJECT TO CHANGE WITHOUT NOTICE. IT IS CONFIDENTIAL AND A PROPERTY OF Amphenol LTW. DISCLOSURE TO THIRD PARTY HAS TO BE AUTHORIZED BY Amphenol LTW.