REV.	ECN NO.	REVISIONS	DRN.	CKD.	APP.	DATE
A	——	NEW RELEASE	TC		N.O.	5-6-97
B	——	FWD VOLTAGE RED 2.0, 2.8 WAS 2.2, 3.0 & ADDED TEST COND.; LUM. INTENSITY 7.4 WAS 6.0; ADDED NOTE 3.	TC	D.C.	N.O.	11-20-98
C	——	REVISED YELLOW LED SPECS.	TC			

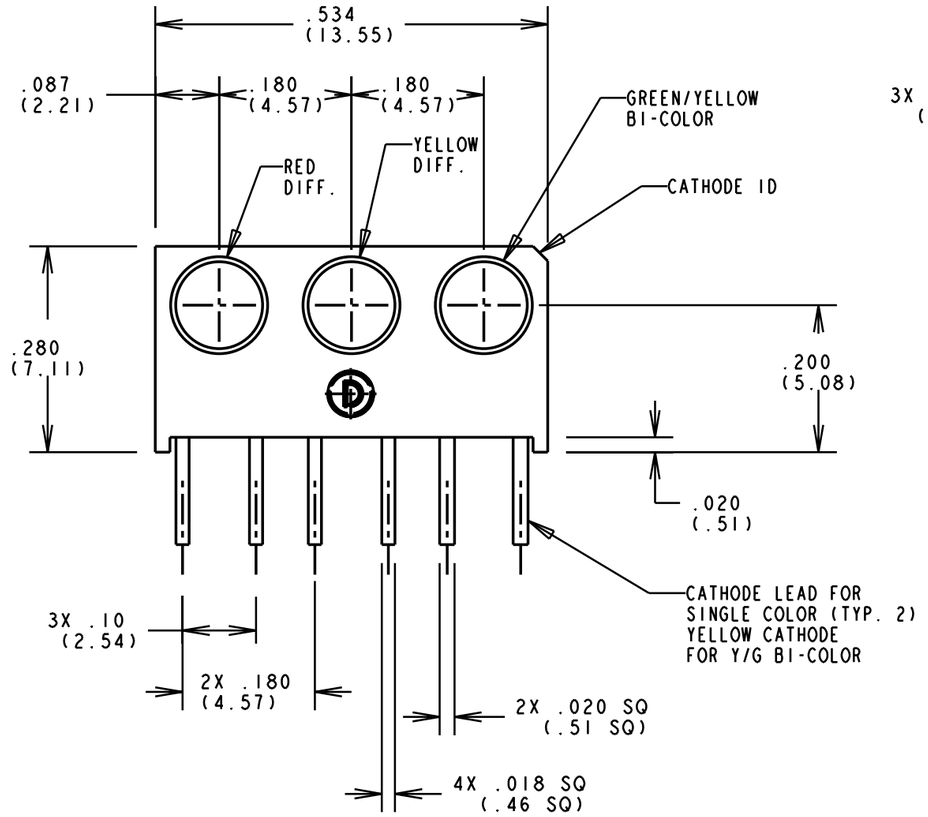

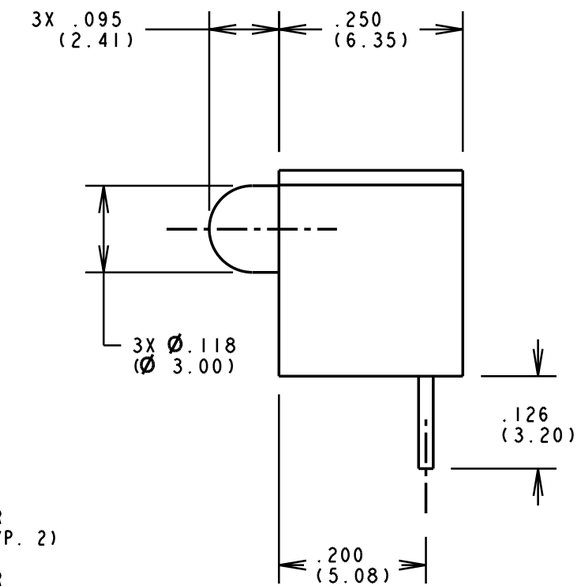

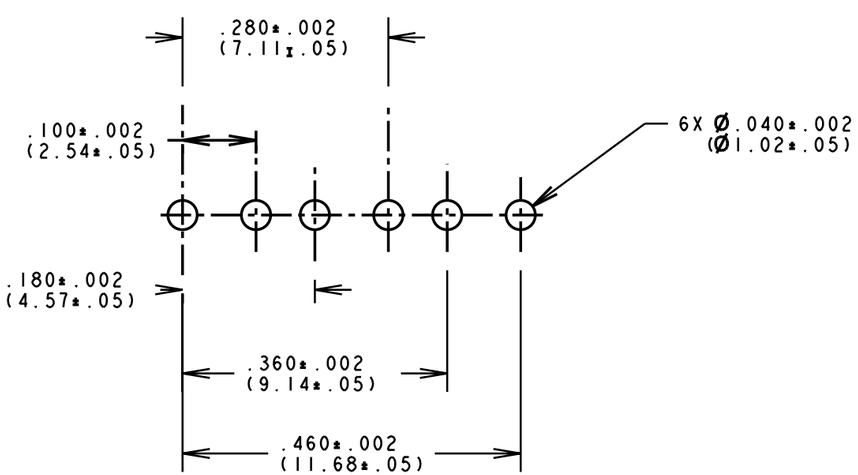

RECOMMENDED PC BOARD HOLE PATTERN

OPERATING CHARACTERISTICS AT T_A =25 °C
Y/G BI-COLOR LED

SYMBOL	PARAMETER	YEL/GRN BI-COLOR	MIN	TYP	MAX	UNITS	TEST COND.
V_F	FORWARD VOLTAGE	YELLOW GREEN		2.1 2.1	2.8 2.8	V	I_F = 20 mA
λ_{PK}	PEAK WAVELENGTH	YELLOW GREEN		585 565		nm	MEASURED AT PEAK
I_V	LUMINOUS INTENSITY	YELLOW GREEN	2.5 2.5	4.3 6.3		mcd	I_F = 10 mA

OPERATING CHARACTERISTICS AT T_A =25 °C

SYMBOL	PARAMETER	COLOR	MIN	TYP	MAX	UNITS	TEST COND.
V_F	FORWARD VOLTAGE	YELLOW		2.1	2.8	V	* I_F = 20 mA
		RED		2.0 *	2.8 *		
BV_R	REVERSE BREAKDOWN VOLTAGE	YELLOW	5.0			V	I_R = 100µA
		RED	5.0				
λ_{PK}	PEAK WAVELENGTH	YELLOW		585		nm	MEASURED AT PEAK
		RED		635			
I_V	LUMINOUS INTENSITY	YELLOW	7.4	10.0		mcd	I_F = 10 mA
		RED	7.4	10.0			

NOTES:

1. LEADS TO BE FREE OF DEFORMATION AFTER BENDING AND CUTTING.
2. LAMP MUST BE SEATED ALL THE WAY DOWN INTO HOUSING. BENDS MUST BE TIGHT, NO LONGITUDINAL TRAVEL ALONG AXIS ALLOWED.
3. DIALIGHT PART NUMBER: 551-0003-810.

THIS DRAWING AND THE CONTENTS HEREIN ARE CONFIDENTIAL AND THE SOLE PROPERTY OF DIALIGHT. REPRODUCTION OF THIS DRAWING OR CONSTRUCTION OF ANY PARTS WITHIN THIS DRAWING ARE FORBIDDEN WITHOUT THE WRITTEN CONSENT OF DIALIGHT.

SCALE 5:1
ALL DIM'S IN: INCHES
TOLERANCES: UNLESS OTHERWISE SPECIFIED
FRACTIONS: ±1/64
DECIMALS (.XX): ±.020
DECIMALS (.XXX): ±.015
ANGLES: ±3°
FINISH:
FSCM 83330

DRAWING NUMBER C-16230
REV C
TITLE
MATERIAL

Dialight
1913 ATLANTIC AVE.
MANASQUAN, N.J. 08736

SHEET OF
FAMILY TABLE: