REV	ECN NO	REVISIONS	DRN	CKD	APP	DATE
A	——	NEW RELEASE	SM	AE	N.O.	4-9-07
B	——	".085±.015" WAS ".085", ".160±.010" WAS ".160", ".10" WAS ".100", ".110±.010" WAS ".115±.010", ANGLE TOLERANCE "3°" WAS "1°", ADDED METRIC DIMENSIONS, MAX LUM. INT. "710" WAS "1120", MIN VF "2.7" WAS "2.9", TYP VF "3.0" WAS "3.3", MAX VF "3.7" WAS "3.9", MIN DOM. WAV. "523" WAS "519", TYP DOM. WAV. "532" WAS "528", MAX DOM. WAV. "541" WAS "537", TEST COND. "IF = 10mA" WAS "IF = 20mA".	KLJ	N.O.		4/4/08

ABSOLUTE MAXIMUM RATINGS AT 25°C AMBIENT	COLOR TRUE GREEN	UNITS
POWER DISSIPATION	80	mW
CONTINUOUS FORWARD CURRENT	20	mA
REVERSE VOLTAGE	5	V
OPERATING TEMPERATURE	-55 TO +100	°C
STORAGE TEMPERATURE	-55 TO +100	°C

OPERATING CHARACTERISTICS AT 25°C AMBIENT					
CHARACTERISTICS	MIN	TYP	MAX	UNITS	TEST CONDITIONS
LUMINOUS INTENSITY	280		710	mcd	I_F = 10 mA
FORWARD VOLTAGE	2.7	3.0	3.7	V	I_F = 10 mA
REVERSE CURRENT		0.01	10	µA	V_R = 5 V
PEAK WAVELENGTH		523		nm	I_F = 10 mA
DOMINANT WAVELENGTH	523	532	541	nm	I_F = 10 mA
VIEWING ANGLE		30		Degree	

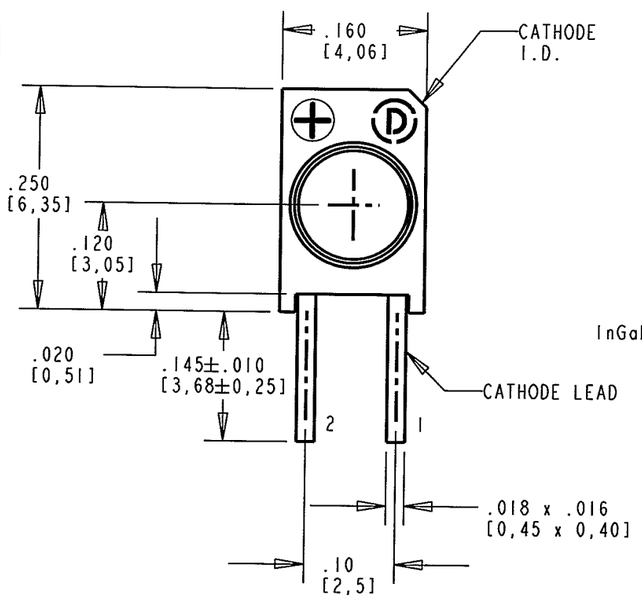

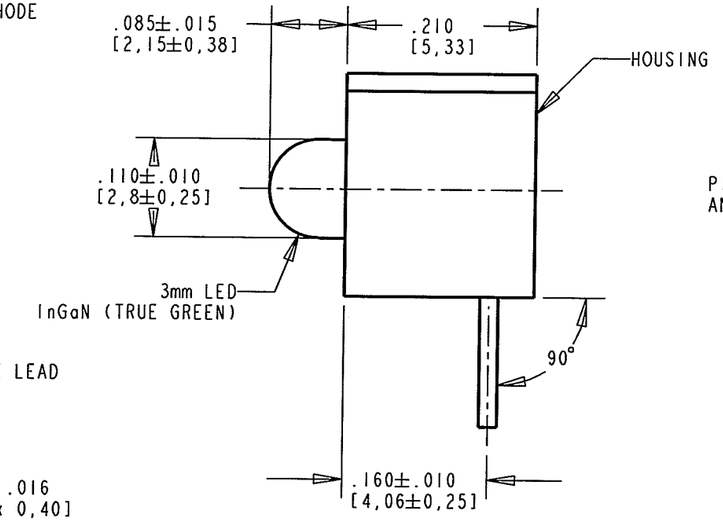

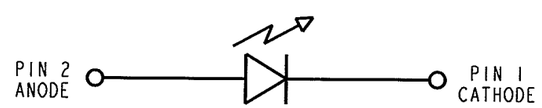

SINGLE COLOR LED SCHEMATIC

RoHS Compliant 551-5909-805F Thru hole CBI

Part Numbers with the "F" suffix ending are RoHS Compliant. Packaging is marked with "RoHS Compliant" label or equivalent markings. Parts can be wave soldered, dip soldered or hand soldered using typical lead-free soldering process with max 260°C temp. for 5 sec.

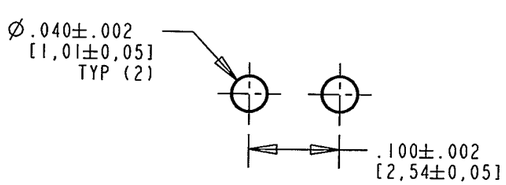

RECOMMENDED P.C. BOARD HOLE PATTERN

ATTENTION:
OBSERVE PRECAUTIONS FOR HANDLING ELECTROSTATIC SENSITIVE DEVICES

NOTES:

1. PIN NUMBERS FOR REFERENCE ONLY. DESIGNATION IS NON-EXISTANT ON PART
2. THIS ASSEMBLY CONTAINS ELECTROSTATIC DISCHARGE SENSITIVE DEVICES (ESDS). MAINTAIN ALL PRECAUTIONARY MEASURES DURING ASSEMBLY, HANDLING AND STORAGE IN ACCORDANCE WITH IPC-A-610.
3. DIALIGHT PART NUMBER: 551-5909-805F

THIS DRAWING AND THE CONTENTS HEREIN ARE CONFIDENTIAL AND THE SOLE PROPERTY OF DIALIGHT. REPRODUCTION OF THIS DRAWING OR CONSTRUCTION OF ANY PARTS WITHIN THIS DRAWING ARE FORBIDDEN WITHOUT THE WRITTEN CONSENT OF DIALIGHT.

SCALE: DRAWING SCALE
ALL DIM'S IN: INCHES (MM)
TOLERANCES: UNLESS OTHERWISE SPECIFIED
FRACTIONS: ±1/64
DECIMALS (.XX): ±.01
DECIMALS (.XXX): ±.005
DECIMALS (.XXXX): ±.0005
ANGLES: ±3°
FINISH:
FSCM 83330

DRAWING NUMBER C-17457
REV B
TITLE 3mm LED CBI InGaN TRUE GREEN, RoHS COMPLIANT
MATERIAL

Dialight
1501 ROUTE 34 SOUTH
FARMINGDALE, NJ 07727

SHEET 1 OF 1
FAMILY TABLE: