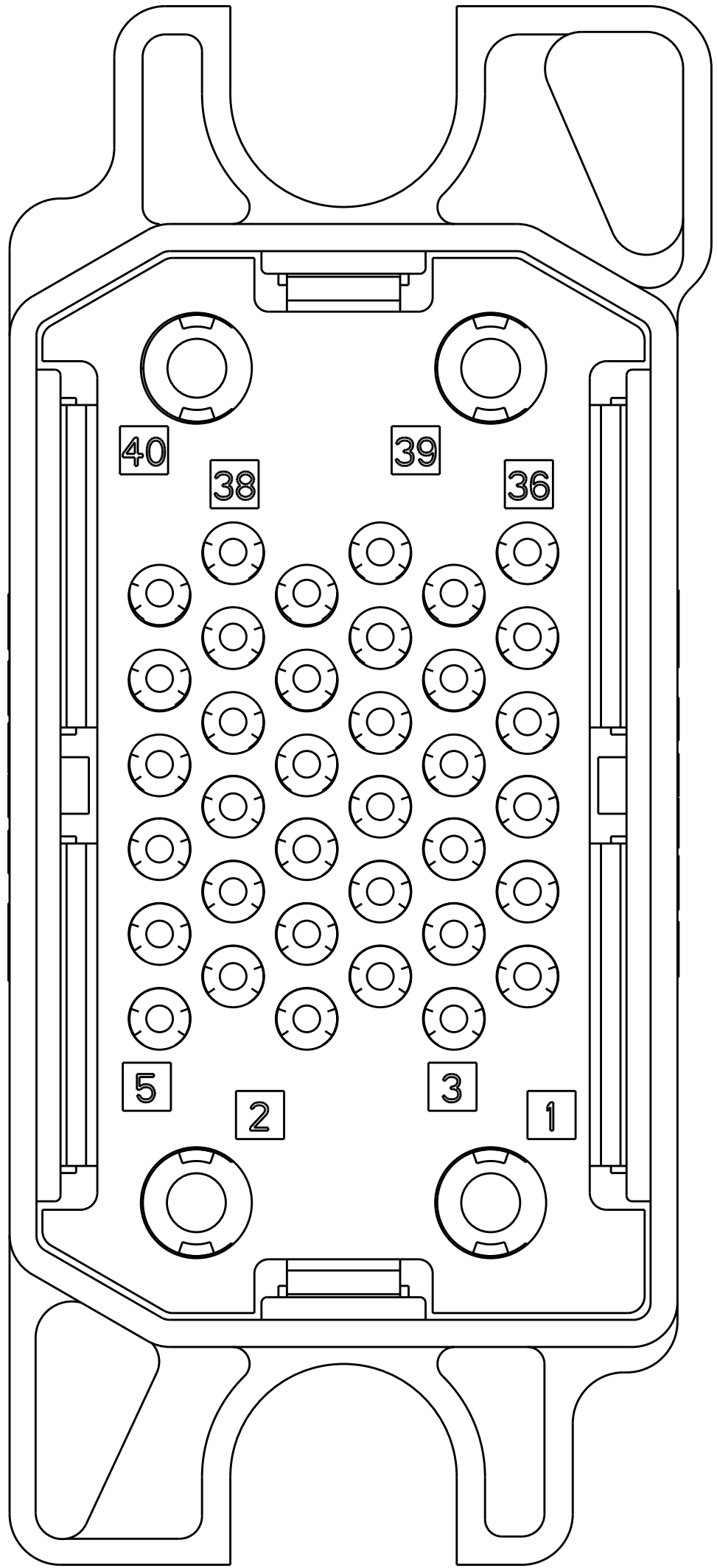
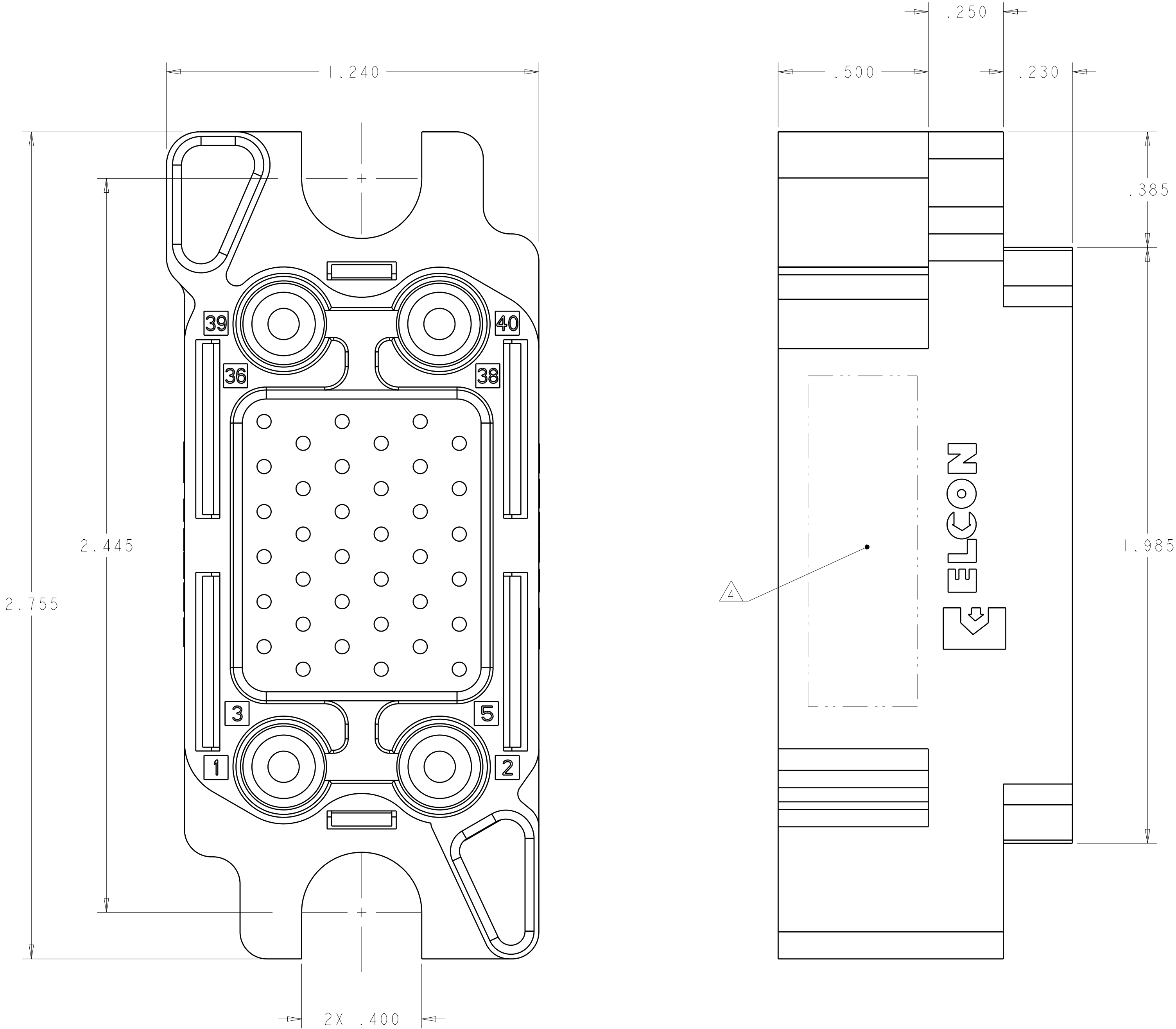


LOC		DIST		REVISIONS				
P	LTR	DESCRIPTION			DATE	DWN	APVD	
		A			RELEASED	09JUL2013	BC	DO



PIN CONTACT
SIZE No. 12

PIN CONTACT
SIZE No. 20

PIN CONTACT
SIZE No. 12

- PART NUMBER CHANGES AND OR DESIGN CHANGES AFFECTING THE INTERCHANGEABILITY REQUIRE PRIOR TYCO ELECTRONICS APPROVAL AND AUTHORIZATION BY REVISION TO THIS DRAWING.
- MATERIAL:
INSULATOR: THERMOPLASTIC, GLASS REINFORCED, FLAMMABILITY RATED, COLOR: BLACK
PIN CONTACT: COPPER ALLOY
RETENTION CLIP: BERYLLIUM COPPER OR STAINLESS STEEL
SHOULDER SCREW: STAINLESS STEEL
- FINISH:
PIN CONTACT SIZE 20: GOLD PLATE .000010 MIN THK. OVER NICKEL .000050 MIN THK.
PIN CONTACT SIZE 12: SILVER PLATE .000200 MIN THK. OVER NICKEL .000050 MIN THK.

ITEMS PROVIDED TO THIS SPECIFICATION TO BE PERMANENTLY IDENTIFIED PER THE FOLLOWING IDENTIFIER:

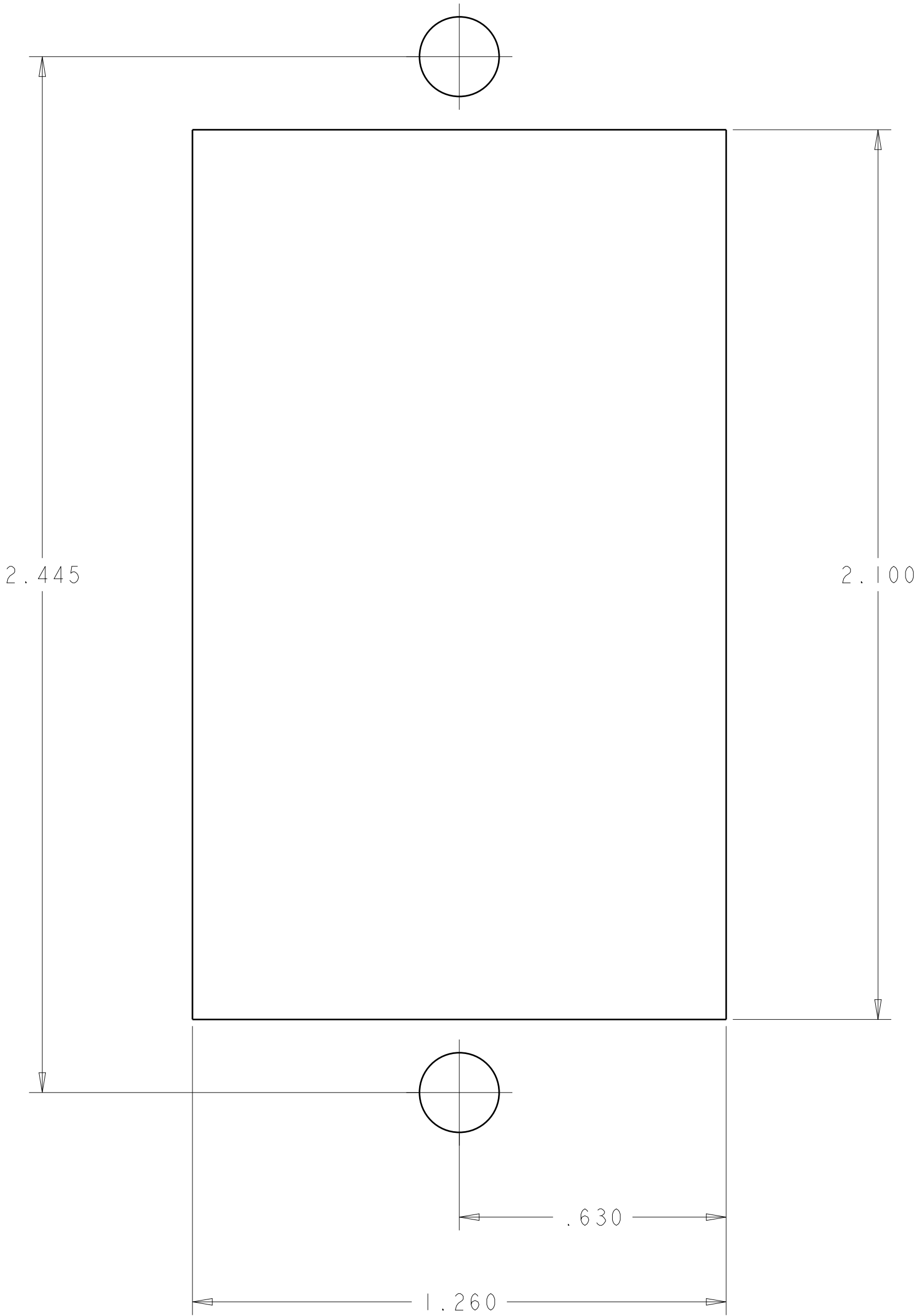
TYCO ELECTRONICS P/N
XXXXXXX-X

YEAR 1 WEEK 1
DATE CODE (e.g. 0216)
XXXX

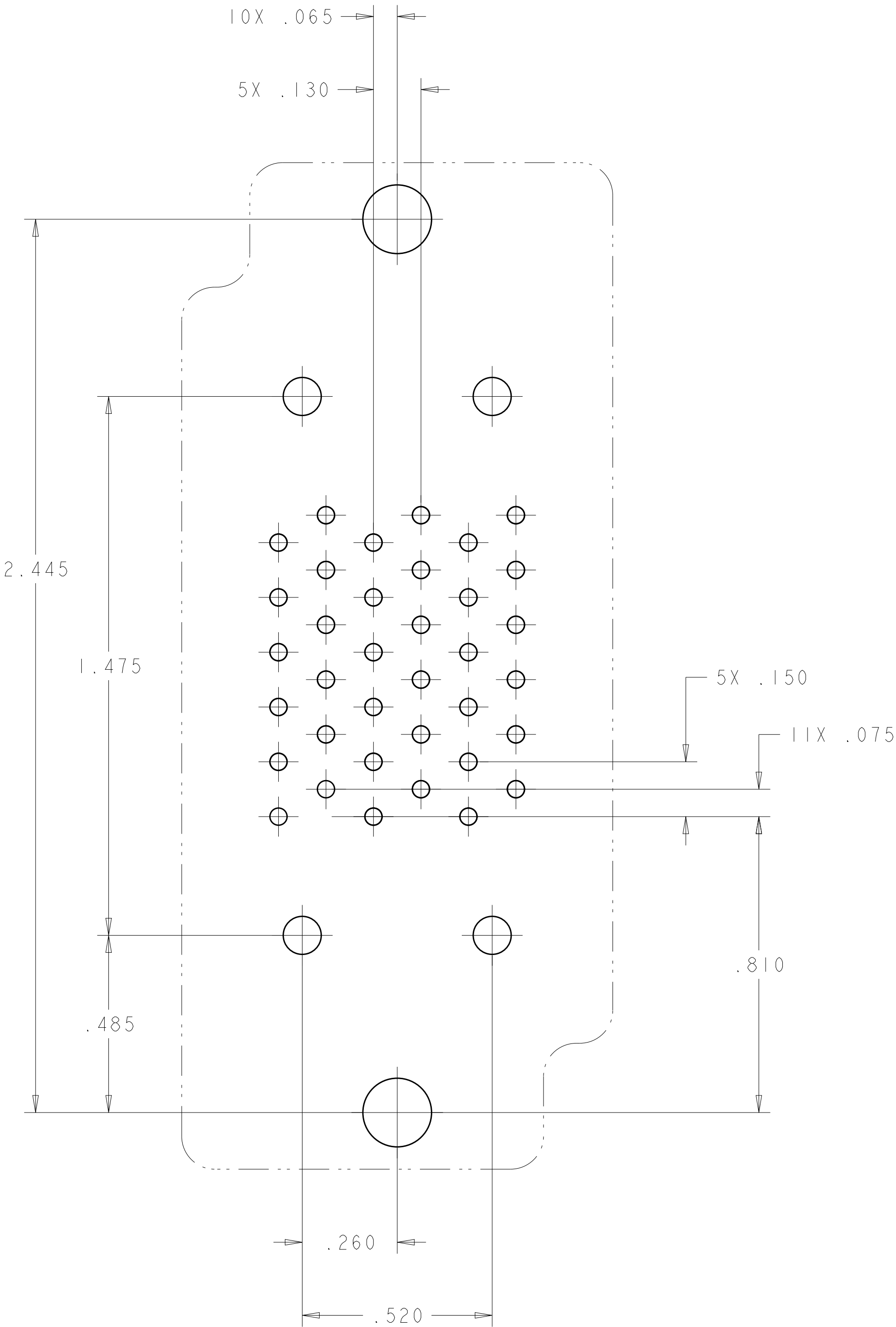
4	1766245-1	CONTACT,PIN, #12, PCB TAIL	C
36	1650283-1	CONTACT,PIN, #20, PCB TAIL	B
1	1648132-2	CONNECTOR, PIN, UNMARKED/NO LABEL	A
-1	PART NUMBER	DESCRIPTION	ITEM

THIS DRAWING IS A CONTROLLED DOCUMENT.		DWN D. ORRIS 18OCT2012	TE Connectivity	
DIMENSIONS: INCHES		CHK D. ORRIS 18OCT2012		
TOLERANCES UNLESS OTHERWISE SPECIFIED:		APVD D. ORRIS 18OCT2012	NAME	
0 PLC ±.010		PRODUCT SPEC	PIN CONNECTOR PCB TAIL SQUARE DRAWER	
1 PLC ±.02		APPLICATION SPEC		
2 PLC ±.02		WEIGHT	SIZE	
3 PLC ±.010		CAGE CODE	DRAWING NO	
4 PLC ±.010		RESTRICTED TO	A100779C=2212081	
ANGLES		CUSTOMER DRAWING	SCALE 3:1	
FINISH			SHEET 1 OF 2	
			REV A	

LOC		DIST		REVISIONS			
P	L	T	R	DESCRIPTION	DATE	DWN	APVD
-	-	-	-	SEE SHEET 1	-	-	-



SUGGESTED PANEL CUTOUT
VIEWED FROM CONNECTOR MOUNTING SIDE



SUGGESTED PCB CUTOUT
VIEWED FROM CONNECTOR MOUNTING SIDE