KEY PRODUCT CHARACTERISTICS			
SAFETY/COMPLIANCE	FIT/FUNCTION	TOTAL ON DRAWING	0
S/C CHECKPOINTS	F/F CHECKPOINTS	LAST NO. USED	0

NO & TYPE	DESCRIPTION	RATIONALE	PTS	ZONE

SERRATIONS ACC. ESD S2700901
RILLENPRAEGUNG NACH ESD S2700901

X_1 ±0.2	L_{gw}	L_{1A}	L_{1B}	L_3	L_2	L_1	K ±0.05	H_{1A} ±0.2	H_{1B} ±0.2	B_{1A} ±0.2	B_{1B} ±0.2	R_2 ±0.1	R_1 ±0.1	H_2 ±0.2	H_1 ±0.2	B_2 ±0.2	B_1 ±0.2	MAT'THICKNESS BANDDICKE	SURFACE OBERFLAECHE	MATERIAL WERKSTOFF	CROSS SECTION QUERSCH.	CABLE TYPE LEITUNGSTYP (2)	VERSION AUSFUEHR.	SEAL P/N DICHTUNG	POS.	SINGLE / EINZELTEIL P/N	PART REV.	ASSEMBLY / ZUSAMMENBAU P/N	PART REV. (2)
0.2	19	.	.	5.2	1.7	2.5	0.5	.				0.8	0.7	2.5	1.9	2.5	1.9	0.32	^Sn	CuNiSi	0.22-0.35	FLRY / ISO 6722-1 (ONLY CU-WIRES/ NUR CU-LITZEN)	UNSEALED	.	2	15457843	002	15457847	001
																		0.2	-	X10CrNi18 8					1	15446667	001		
0.2	19.2	.	.	5.5	1.5	3	0.5	.				1.2	0.9	3.9	2.7	3.7	2.5	0.32	^Sn	CuNiSi	0.5-1.0		UNSEALED	.	2	15457844	002	15457848	001
																		0.2	-	X10CrNi18 8					1	15446667	001		
0.4	19.2	.	.	5.8	1.5	3.3	0.5	.				1.6	1.2	4.9	3.8	4.7	3.6	0.32	^Sn	CuNiSi	1.5-2.5		UNSEALED	.	2	15457845	002	15457849	001
																		0.2	-	X10CrNi18 8					1	15446667	001		
0.2	19	.	.	5.2	1.7	2.5	0.5	.				0.8	0.7	2.5	1.9	2.5	1.9	0.32	sel.Ag 1 2	CuNiSi	0.22-0.35		UNSEALED	.	2	13799639	002	13799599	001
																		0.2	-	X10CrNi18 8					1	15446667	001		
0.2	19.2	.	.	5.5	1.5	3	0.5	.				1.2	0.9	3.9	2.7	3.7	2.5	0.32	sel.Ag 1 2	CuNiSi	0.5-1.0		UNSEALED	.	2	13799633	002	13799601	001
																		0.2	-	X10CrNi18 8					1	15446667	001		
0.4	19.2	.	.	5.8	1.5	3.3	0.5	.				1.6	1.2	4.9	3.8	4.7	3.6	0.32	sel.Ag 1 2	CuNiSi	1.5-2.5		UNSEALED	.	2	13799637	002	13799603	001
																		0.2	-	X10CrNi18 8					1	15446667	001		
0.4	19,7	.		6.3	1.5	3.8	0.5					2.0	1.5	4.8	5.1	5.5	4.8	0.32	sel.Ag 1 2	CuNiSi	3.0-5.0 (2)		UNSEALED	.	2	13882330	001	13882331 (2)	001
																		0.2	-	X10CrNi18 8					1	15446667	001		
0.4	19,7	.		6.3	1.5	3.8	0.5					2.0	1.5	4.8	5.1	5.5	4.8	0.32	^Sn	CuNiSi	3.0-5.0		UNSEALED	.	2	13943930	001	13943933 (2)	001
																		0.2	-	X10CrNi18 8					1	15446667	001		
0.2	19,2	1.5	1.5	6.4	2.0	3,4	0.5	1,8	1,55	1,8	1,65	0.9	0.6	1.95		2.1		0.32	^Sn	CuNiSi	0.08-0.18		UNSEALED	.	2	13943802	001	13943809 (2)	001
																		0.2		X10CrNi18 8					1	15446667	001		
0.2	19,2	1.5	1.5	6.4	2.0	3,4	0.5	1,8	1,55	1,8	1,65	0.9	0.6	1.95		2.1		0.32	Au	CuNiSi	0.08-0.18		UNSEALED	.	2	15522592	001	15522594 (2)	001
																		0.2		X10CrNi18 8					1	15446667	001		
0.2	19	.	.	5.2	1.7	2.5	0.45	.				0.8	0.7	2.5	1.9	2.5	1.9	0.32	^Sn	CuNiSi	0.22-0.35		UNSEALED	.	2	15457843	002	8 35250566 (2)	001
																		0.2	-	X10CrNi18 8					1	35250591	001		
0.2	19.2	.	.	5.5	1.5	3	0.45	.				1.2	0.9	3.9	2.7	3.7	2.5	0.32	^Sn	CuNiSi	0.5-1.0		UNSEALED	.	2	15457844	002	8 35250567 (2)	001
																		0.2	-	X10CrNi18 8					1	35250591	001		
0.4	19.2	.	.	5.8	1.5	3.3	0.45	.				1.6	1.2	4.9	3.8	4.7	3.6	0.32	^Sn	CuNiSi	1.5-2.5		UNSEALED	.	2	15457845	002	8 35250568 (2)	001
																		0.2	-	X10CrNi18 8					1	35250591	001		

DWG STATUS DATE	STG	REV	N/P	CHG	ZONE	REVISION HISTORY	AUTH	DR	APVD 1	APVD 2
10JA11		01				INITIAL RELEASE / ERSTFREIGABE		K.WIR.	R.GUT.	SYS
020C11			AA		G11	REVISION INDEX ADDED REVISIONSSTAND ZUGEFUEGT		K.WIR.	R.GUT.	SYS
240C12		02	AA		L3	PART-NR. 13882331 ADDED PART-NR. 13882331 HINZU				
			AB		L3	PART-NR. 13943933 ADDED PART-NR. 13943933 HINZU				
			AC		L3	PART-NR. 13943809 ADDED PART-NR. 13943809 HINZU				
			AD		L4	PART-NR. 13981886 ADDED PART-NR. 13981886 HINZU				
			AE		B10	PLATING INFORMATION REVISED INFO OBERFLACHENBESCHICHTUNG GEAENDERT				
			AF		G11	REVISION INDEX ADDED REVISIONSSTAND HINZU				
			AG		D10	PLATING INDEX ADDED BESCHICHTUNGSKENNZEICHNUNG HINZU				
			AH		J11	PRODUCTION WEEK ADDED PRODUKTIONSWOCHE HINZU				
			AJ		A10	NOTE "WIRE SIZE RANGE ..." ADDED BEMERKUNG " DRAHTGROESSENBEREICH ..." HINZU				
			AK		M6	COLUMN CABLE TYPE ADDED SPALTE LEITUNGSTYP HINZU				
	R		AL		M11	COLUMN KNURLS / SERRATIONS ADDED SPALTE WAFFEL / RILLENPRAEGUNG HINZU		K.WIR	R.GUT	SYS
15JA13	R		AM		K3	PART NO. 15522594 ADDED PART NR. 15522594 HINZU				
			AN		M3	PART-REV. CORRECTED PART-REV. KORRIGIERT		PHI	K.WIR	SYS
26JL13	R		AO		C14	BEMERKUNG "GEEIGNET FUER... " ZUGEFUEGT NOTE "TO BE USED... " ADDED		K.WIR	R.GUT	SYS
18JN16	R	02	AP			PART-NO. 13981886 DELETED / ENTFERNT		K.BRA	R.GUT	SYS
13SE18	R	02	AQ		K3/ A7	PART NO. 35250566, 35250567, 35250568 ADDED PART NR. 35250566, 35250567, 35250568 HINZU NOTE " IDENTIFICATION SHOWING ..." ADDED BEMERKUNG " KENNZEICHNUNG ZEIGT... " ZUGEFUEGT		T.KAL	K.WIR	SYS
30JA19	R	02	AR		E13	MEASURING POINT (MP) 1,4 ADDED MESSPUNKT (MP) 1,4 HINZU		T.KAL	R.GUT	SYS
14JA20	R	02	AS		L6	13882331 AND / UND 13943933 CROSS SECTION 3.0MM² - 5.0MM² WAS / WAR 4.0MM² - 5.0MM²		K.BRA	K.WIR	SYS
19FE20	R	02	AT			SHEET 2 "SMC" ADDED / BLATT 2 "SMC" HINZU		K.BRA	M.POR	SYS
11SE20	R	02	AU		K4	APN 15522594 SET INACTIVE / NICHT VERFUEGBAR		T.KAL	K.WIR	SYS

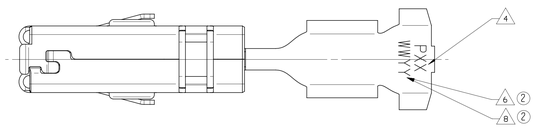

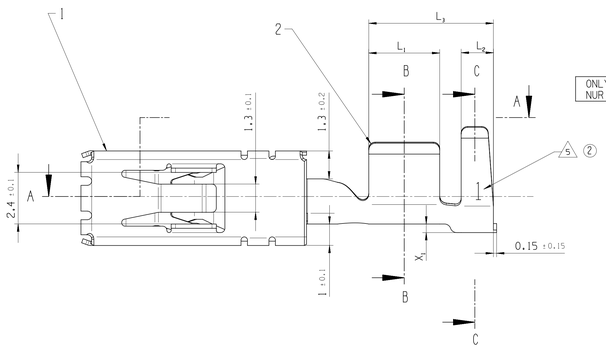

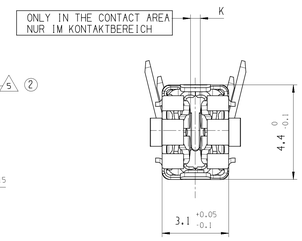

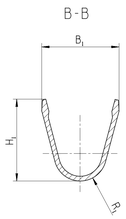

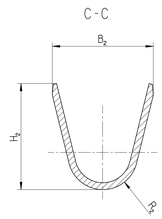

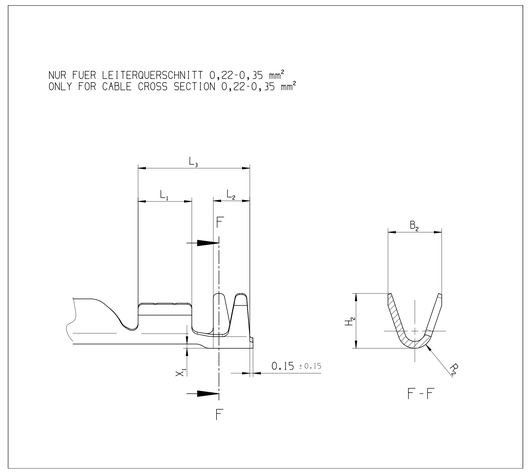

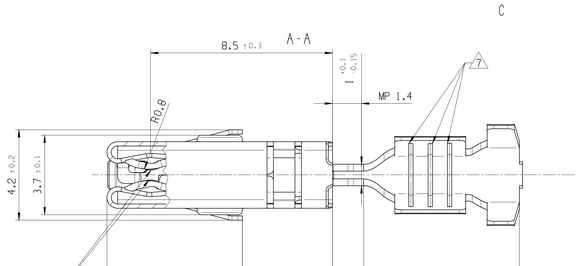

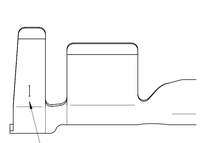

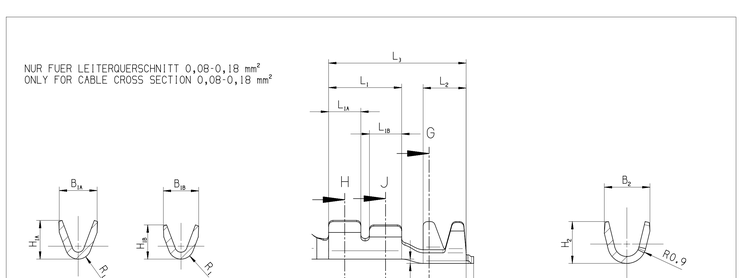

DIRECTION OF TERMINAL WINDING ON REEL
LIEFERZUSTAND DER SPULE

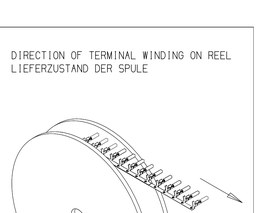

COMMENTS / BEMERKUNGEN :

- BURRS ACC. DN 9830-1
- SCHNITTGRAT NACH DIN 9830-1
- CRIMP MANUFACTURING PARAMETERS AND TOOLING ACCORDING TO DELPHI-SPECIFICATION
- CRIMPVERARBEITUNGSPARAMETER UND WERKZEUGE GEMAESS DELPHI-SPECIFICATION
- MAX. AXIAL MOVEMENT 0.1 MM BETWEEN SLEEVE AND BODY TERMINAL
- MAX. AXIALES SPIEL 0,1 MM ZWISCHEN UEBERFEDER UDN BASISTEIL

CRIMP TOOLING ACC. DELPHI PROCESSING SPEZIFICATION
CRIMP WERKZEUGE GEMAESS DELPHI VERARBEITUNGSSPEZIFIKATION

(2) TO BE USED ON TAB $2.8^{+0.3}_{-0.1} \times 0.8 \pm 0.03$
GEEIGNET FUER FLACHSTECKER $2.8^{+0.3}_{-0.1} \times 0.8 \pm 0.03$

(2) ONLY TO BE USED ON TAB $2.8 \pm 0.1 \times 0.825 \pm 0.035$
NUR GEEIGNET FUER RELAIS TAB $2.8 \pm 0.1 \times 0.825 \pm 0.035$

1 FOR VERSION sel.Ag IN THE CONTACTAREA (INSIDE):
MIN 2,0µm Ag OVER MIN 1,0µm Ni
FUER VARIANTE sel.Ag IM KONTAKTIERUNGSBEREICH (INNEN):
MIN 2,0µm Ag UEBER MIN 1,0µm Ni

2 THIS AREA (MIN. 2mm) SELECTIVE Ag
DIESER BEREICH (MIN. 2mm) SELEKTIV Ag

(2) 3 PLATINGINDEX (^Sn : I ; Ag : II ; Au : III)
BESCHICHTUNGSKENNZEICHNUNG (^Sn : I ; Ag : II ; Au : III)

4 COMPANY LABEL
HERSTELLERKENNZEICHNUNG

5 REVISION INDEX
REVISIONSSTAND

6 INDEX FOR PRODUCTIONWEEK AND YEAR
KENNZEICHNUNG HERSTELLUNGSWOCHE UND JAHR

(2) 7 WIRE SIZE RANGE 0,08-0,35mm ONLY 2 SERRATIONS
DRAHTGROESSENBEREICH 0,08-0,35mm NUR 2 RILLENPRAEGUNGEN

(2) 8 IDENTIFICATION SHOWING ONLY THE PRODUCTION-WEEK
(35250566 / 35250567 / 35250568)
KENNZEICHNUNG ZEIGT NUR DIE PRODUKTIONS-WOCHE
(35250566 / 35250567 / 35250568)

A LINE DRAWN THROUGH A PART NUMBER INDICATES THAT PHYSICAL PARTS ARE NOT AVAILABLE FOR ORDERING.

PART-NUMBERS THAT DO NOT HAVE A LINE PRESENT INDICATE THAT PHYSICAL PARTS ARE AVAILABLE FOR ORDERING.

CONTACT APTIV SALES TO ASSURE AVAILABILITY OF PARTS.

MIT EINER LINE DURCHGESTRICHENE PART-NR. GEKENNZEICHNET, DASS DIESE PART-NR NICHT BESTELLT WERDEN KANN.

PART-NR. DIE KEINE LINE ZEIGEN, KENNZEICHNEN, DAS TEILE ZUR BESTELLUNG VERFUEGBAR SIND.

FUER VERFUEGBARKEIT DER PARTS DEN EINKAUF VON APTIV KONTAKTIEREN.

DIMENSIONAL RANGE (MM)		CHART D
FROM	0	>12
TO	12	
TOLERANCE UNLESS OTHERWISE SPECIFIED		
±0.1	±0.1	±0.2
ANGULAR TOLERANCE ±2°		

DIM TO CHECK PRUEFMASSE
DIM FOR HELP HILFSMASSE
THEORETIC DIM THEORE. MASSE

REFERENCE

FIRST ANGLE PROJECTION

DO NOT SCALE
USE MATH DATA

DWG TYP
CUSTOMER PART DRAWING
WEIGHT (GR)
VOLUME (CM³)
ROUTING
DISTR CODE D

UNLESS OTHERWISE SPECIFIED

GENERAL TOLERANCES ACCORDING TO:
SEE CHART/ SIEHE TABELLE

GD&T ACCORDING TO:
ISO 1101

SCALE/MASSSTAB
5:1

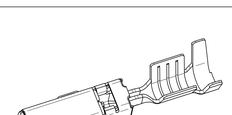

•APTIV•

CONNECTION SYSTEMS
D-42119 WUPPERTAL

COPYRIGHT 2002 APTIV. ALL RIGHTS RESERVED.

THIS DRAWING IS THE PROPERTY OF APTIV AND CONTAINS APTIV CONFIDENTIAL INFORMATION. THE REPRODUCTION, DISTRIBUTION AND UTILIZATION OF THIS DOCUMENT OR ITS RELATED CAD MATH DATA, AS WELL AS COMMUNICATION OF ANY CONTENT TO OTHERS, WITHOUT EXPRESS AUTHORIZATION, IS PROHIBITED.

DIESE ZEICHNUNG IST EIGENTUM DER FIRMA APTIV UND ENTHAELT APTIV VERTRAULICHE INFORMATIONEN DIE REPRODUKTION, VERTEILUNG UND NUTZUNG DIESES DOKUMENTES ODER DERN ZUGEHOERIGEN CAD DATEN, ODER AUCH ALS KOMMUNIKATION VON BELIEBIGEN INHALT ZU ANDERN, IST OHNE BERECHTIGUNGSPRUEFUNG DURCH DIE APTIV UNZULAESSIG.

		DATE
DR	K.WIR.	12DE02
APVD1	E.CVA.	12DE02
APVD2	R.WIS.	12DE02
APVD3		
APVD4		
APVD5		

SUBSTANCES OF CONCERN AND RECYCLED CONTENT PER APTIV 10949001
POTENTIELL GEFAEHRLICHE STOFFE UND REZYKLATANTEIL
GEMAESS APTIV 10949001

MATERIAL
SEE CHART / SIEHE TAB.

DRAWING NAME
CTS 2,8MM
ASSEMBLY (UNSEALED)

CTS 2,8MM
ZUSAMMENBAU (UNGEDICHTET)

DRAWING NUMBER
15457850

SIZE	SCALE	FRAME NO	SHEET NO	STG	REV	N/P
A0	10:1	1 OF 1	1 OF 1	R	02	AU

CONTROLLED DOCUMENTS ARE ONLY VALID WHEN ON THE SERVER

Time: 14:56:59
Date: 11-Sep-20
Path: P:\PROTO\CD495_SDO\DZAU
Name: 15457850.DWG
User: R.WIS