THIS DRAWING IS CONTROLLED DOCUMENT FOR TYCO ELECTRONICS CORPORATION
VERBINDLICHE DOKUMENTATION FUER TYCO ELECTRONICS CORPORATION
© COPYRIGHT 2001 BY TYCO ELECTRONICS CORPORATION. ALL RIGHTS RESERVED.
ALLE RECHTE VORBEHALTEN.

RELEASED FOR PUBLICATION 10-JUL-2001
FREI ZUR VEROEFFENTLICHUNG

CREATED WITH PATSEND 201

LOC	DIST
A1	–

PROJEKT NR.: EGLPC01017

REVISIONS
ABAENDERUNGEN

P	LTR	DESCRIPTION BESCHREIBUNG	DATE	DWN	APVD
	A1	EG00-0576-01	18JUN2001	NG	GF
	B1	ITEM NO. 5 QUANTITY 1 WAS 2	23-FEB-04	EW	GF

SOLDERING SIDE
LOETSEITE

3 WAY
3 POLIG

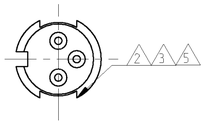

4 WAY
4 POLIG

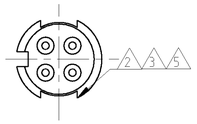

5 WAY
5 POLIG

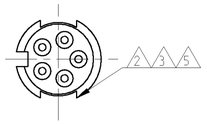

7 WAY
7 POLIG

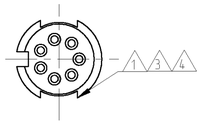

8 WAY
8 POLIG

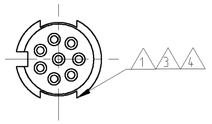

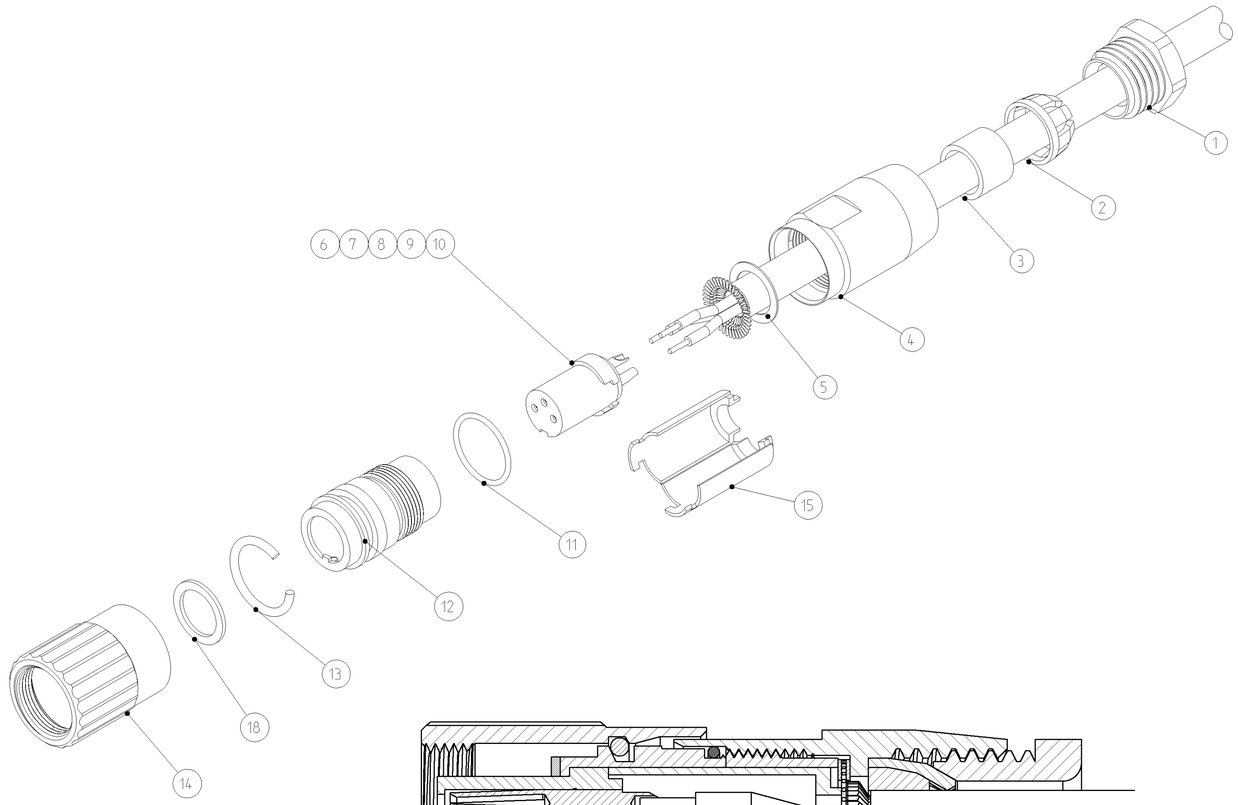

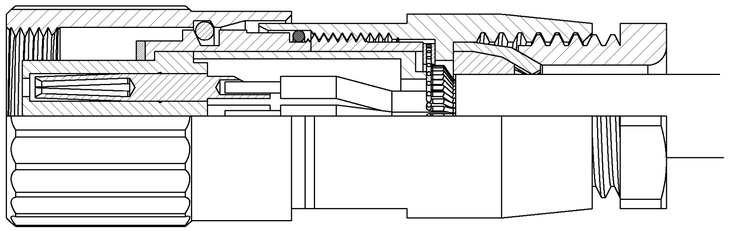

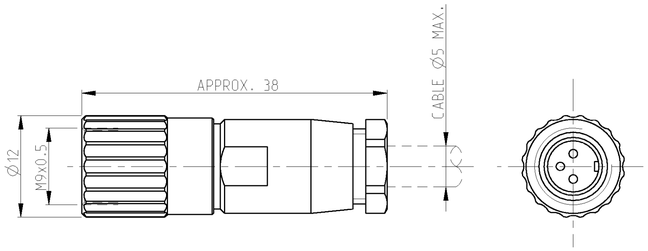

MATERIAL / MATERIAL: PBT, UL-94 V2 SHELL MATERIAL / GEHAEUSEMATERIAL: CUZN FINISH / BESCHICHTUNG: TRIBOR 4 µm	6
WIRE GAGE / DRAHTGROESSE IN mm^2: 0.25	5
WIRE GAGE / DRAHTGROESSE IN mm^2: 0.14	4
CONTACT RESISTANCE / KONTAKTWIDERSTAND: => 5 mΩ	3
RATED CURRENT PER CONTACT / NENNSTROM PRO KONTAKT: 3 A	2
RATED CURRENT PER CONTACT / NENNSTROM PRO KONTAKT: 1 A	1
SHELL PROTECTION CLASS / SCHUTZKLASSE:IP 65 / DIN 40050	
TERMINATION: SOLDERING / VERBINDUNG: LOETKONTAKTE	
TEST VOLTAGE / PRUEFSPANNUNG: 500 VAC	
OPERATING VOLTAGE / BETRIEBSSPANNUNG: 60 VAC	
OPERATING TEMPERATURE: -40°C TO +80°C / ARBEITSTEMPERATUR: -40°C BIS +80°C	
MATING CYCLES / STECKZYKLEN: 500 MAX.	
TECHNICAL DATA TECHNISCHE DATEN	

TYCO NO. / TYCO-NR.						
4-1437719-2	3-1437719-9	3-1437719-6	3-1437719-3	3-1437719-0		
1	1	1	1	1	MOUNTING WRENCH / MONTAGESCHLUESSEL	19
1	1	1	1	1	SEALING PAD / GUMMIDICHTUNG	18
1	1	1	1	1	COMPLETELY IN MINI-GRIP / KOMPLETT IN MINI-GRIP-BEUTEL: 70x100mm)	17
1	1	1	1	1	MOUNTING INSTRUCTION / MONTAGEANLEITUNG	16
1	1	1	1	1	INSULATION TUBE / ISOLIERHUELSE	15
1	1	1	1	1	SCREWING TUBE / SCHRAUBHUELSE	14
1	1	1	1	1	SPRING / FEDER	13
1	1	1	1	1	TUBE / INNENHUELSE	12
1	1	1	1	1	O-RING / O-RING	11
1					CONTACT CARRIER 8 WAY/BUCHSENSTECKER 8 POLIG	10
	1				CONTACT CARRIER 7 WAY/BUCHSENSTECKER 7 POLIG	9
		1			CONTACT CARRIER 5 WAY/BUCHSENSTECKER 5 POLIG	8
			1		CONTACT CARRIER 4 WAY/BUCHSENSTECKER 4 POLIG	7
				1	CONTACT CARRIER 3 WAY/BUCHSENSTECKER 3 POLIG	6
1	1	1	1	1	GROUNDING PLATE FOR 360°SHIELDING CONNECTION/ MASSESCHEIBE FUER 360°ABSCHIRMUNG	5
1	1	1	1	1	HOUSING / GEHAEUSE	4
1	1	1	1	1	CABLE SEALING / KABELDICHTUNG	3
1	1	1	1	1	STRAIN RELIEF / ZUGENTLASTUNGKRONE	2
1	1	1	1	1	STRAIN RELIEF NUT / ZUGENTLASTUNGSMUTTER	1
–	–	–	–	–	REVISION OF EACH ASSY NO. (WHEN BLANK, USE DWG REV.)	
QTY REQD PER ASSY					DESCRIPTION BESCHREIBUNG	ITEM NO. POS-NR.
T01-0550-S08	T01-0550-S07	T01-0550-S05	T01-0550-S04	T01-0550-S03	PARTS LIST TEILELISTE	
CATALOG-NO.	CATALOG-NO.	CATALOG-NO.	CATALOG-NO.	CATALOG-NO.		

3-1437719-0 AS SHOWN / WIE GEZEICHNET

THIS DRAWING IS A CONTROLLED DOCUMENT FOR TYCO ELECTRONICS CORPORATION
IT IS SUBJECT TO CHANGE WITHOUT NOTICE. UNCONTROLLED COPIES OF THIS DRAWING
SHOULD BE CONTRACTED FOR THE LATEST REVISION.
DIESES ZEICHNUNGSDOKUMENT WIRD DURCH AMP INCORPORATED KONTROLLIERT.
AENDERUNGEN, DIE DEN TECHNISCHEN FORTSCHRITT DIENEN, SIND VORBEHALTEN.
DEN AKTUELLEST GUELTIGEN ZEICHNUNGSSTAND ERHALTEN SIE AUF ANFRAGE.

DIMENSIONS: MASSEINHEITEN: mm

TOLERANCES UNLESS OTHERWISE SPECIFIED: ALLGEMEINTOLERANZEN
0 PLC ±0.3
1 PLC ±
2 PLC ±
3 PLC ±
4 PLC ±
ANGLES/WINKEL ±4°

MATERIAL – – 6

FINISH/OBERFLAECHE/FARBE – – 6

DWN	N.GEISTER	18JUN2001
CHK	H.SCHERER	18JUN2001
APVD	G.FELDMEIER	18JUN2001

PRODUCT SPEC / PRODUKTSPEZ. – –
APPLICATION SPEC / VERARBEITUNGSSPEZ. – –
WEIGHT / GEWICHT –

tyco Electronics
tyco Electronics AMP GmbH
D - 64625 Bensheim

NAME: T01 FEMALE PLUG CONNECTOR SOLDER VERSION 3-8 POS.
T01 BUCHSENSTECKER LOETVERSION 3-8 POL.

SIZE	CAGE CODE	DRAWING NO / ZEICHNUNGS-NR.	RESTRICTED TO / NUR FUER
A1	00779	C-3-1437719-0	–

CUSTOMER DRAWING /KUNDENZEICHNUNG | SCALE / MASSSTAB – | SHEET / BLATT 1 OF / VON 1 | REV B1

AMP 4805 REV 31MAR2000

Pro/ENGINEER DRAWING