THIS DRAWING IS UNPUBLISHED. RELEASED FOR PUBLICATION -,- .
© COPYRIGHT - BY TYCO ELECTRONICS CORPORATION. ALL INTERNATIONAL RIGHTS RESERVED.

LOC	DIST
FT	0

REVISIONS

P	LTR	DESCRIPTION	DATE	DWN	APVD
	B	REVISED PER ECO-10-013203	25JUN10	HMR	CR

NOTES:

MATERIAL:
HOUSING: THERMOPLASTIC, UL94V-0, BLACK.
TERMINALS: TIN PLATED COPPER ALLOY.
SCREWS: 6-32, STEEL, ZINC PLATED W/ CLR CHROMATE.

ELECTRICAL:
MAX CURRENT: 20A
OPERATING VOLTAGE: 300V.
WIRE RANGE: 12-22 AWG.

ENVIRONMENTAL:
OPERATING TEMP.: +105° MAX.

1 MARKED WITH WHITE INK.

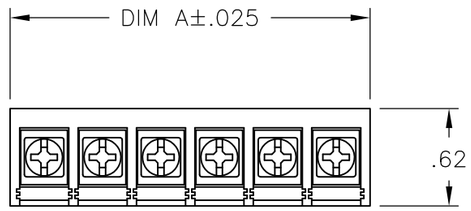

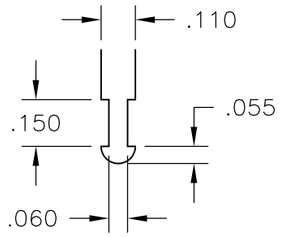

DETAIL A
SCALE 4:1

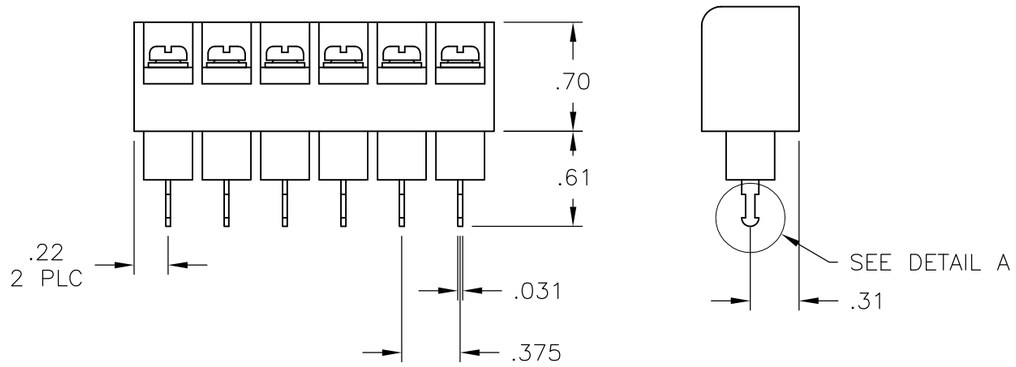

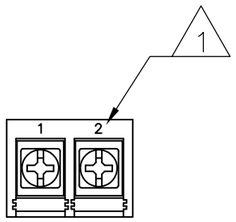

4-1437662-5

DIM. A	NO. OF POS.	CATALOG NUMBER	TE PART NO.
7.561	20	BC6-T408-20	9-1437662-5
7.186	19	BC6-T408-19	9-1437662-4
6.811	18	BC6-T408-18	9-1438662-3
6.436	17	BC6-T408-17	9-1437662-2
6.061	16	BC6-T408-16	9-1437662-1
5.686	15	BC6-T408-15	9-1437662-0
5.311	14	BC6-T408-14	8-1437662-9
4.936	13	BC6-T408-13	8-1437662-8
4.561	12	BC6-T408-12	8-1437662-7
4.186	11	BC6-T408-11	8-1437662-6
3.811	10	BC6-T408-10	8-1437662-5
3.436	9	BC6-T408-09	8-1437662-4
3.061	8	BC6-T408-08	4-1437662-8
2.686	7	BC6-T408-07	8-1437662-3
2.311	6	BC6-T408-06	8-1437662-2
1.936	5	BC6-T408-05	8-1437662-1
1.561	4	BC6-T408-04	4-1437662-6
1.186	3	BC6-T408-03	8-1437662-0
SEE FIGURE .811	2	BC6-T408-02-278	4-1437662-5
.811	2	BC6-T408-02	9-1437662-6

THIS DRAWING IS A CONTROLLED DOCUMENT.

DIMENSIONS: INCHES

TOLERANCES UNLESS OTHERWISE SPECIFIED:
0 PLC ± -
1 PLC ± -
2 PLC ± .02
3 PLC ± .010
4 PLC ± -
ANGLES ± -

MATERIAL -
FINISH -

DWN	S SCHLEGEL	8/4/04
CHK	S. YODER	8/4/04
APVD	S. YODER	8/4/04
PRODUCT SPEC	—	
APPLICATION SPEC	—	
WEIGHT	—	

Tyco Electronics
Tyco Electronics Corporation
Harrisburg, PA 17105-3608

NAME
BC6-T408-XX ASSEMBLY

SIZE	CAGE CODE	DRAWING NO	RESTRICTED TO
A3	00779	C-4-1437662-6	—

CUSTOMER DRAWING

SCALE	SHEET	REV
NTS	1 OF 1	B