Alle Rechte vorbehalten/ All rights reserved

Y
Lochbild
board drillings

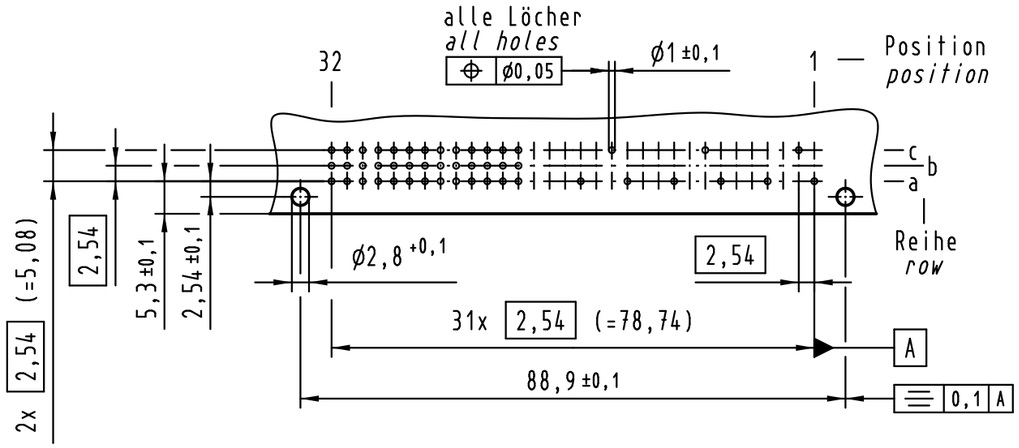

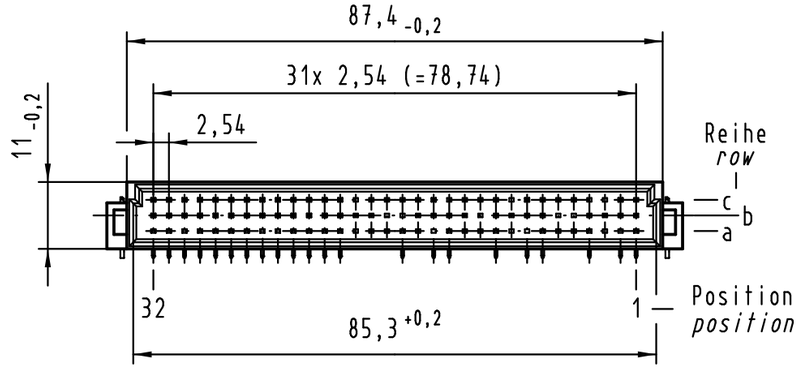

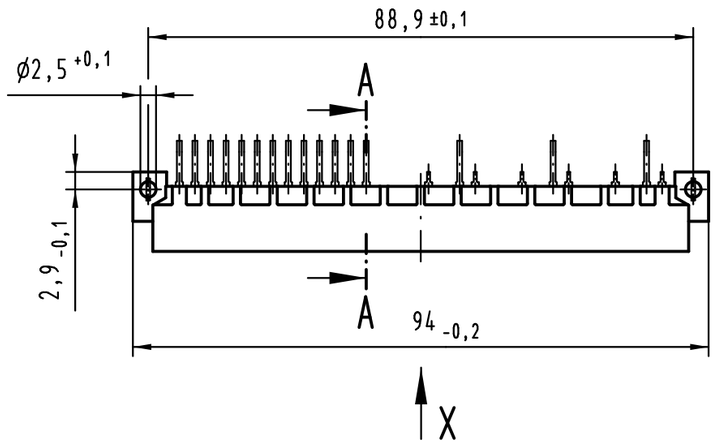

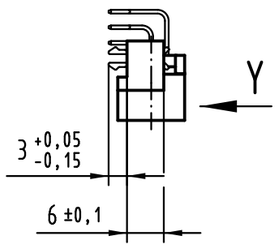

A-A (2:1)

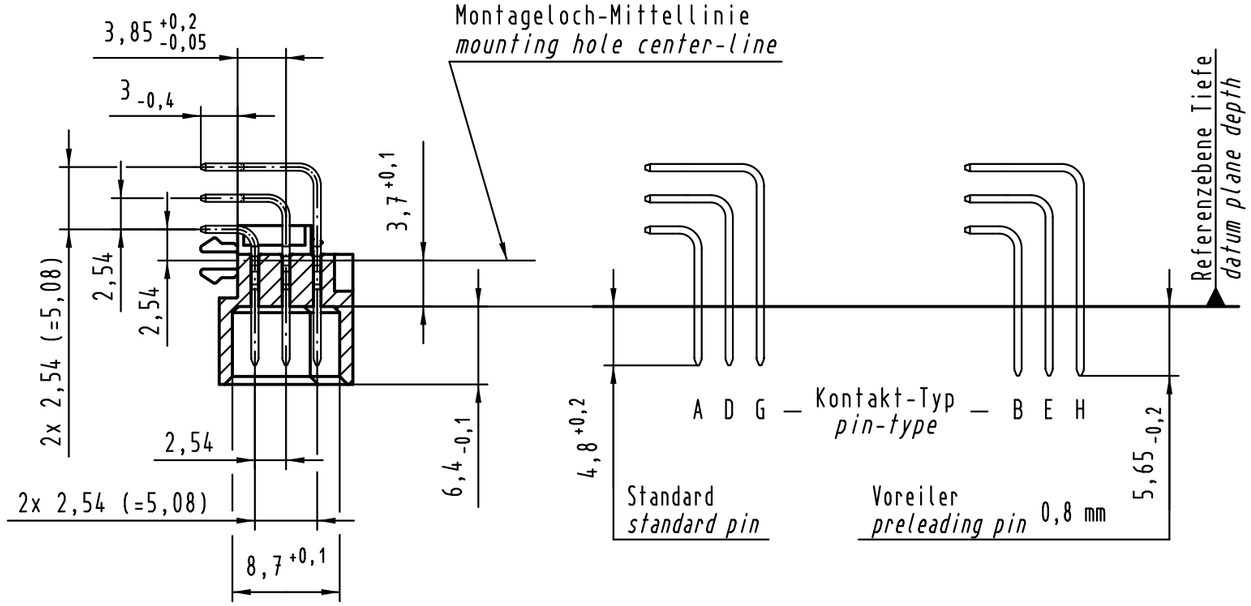

X
Kontaktbelegung
contact loading

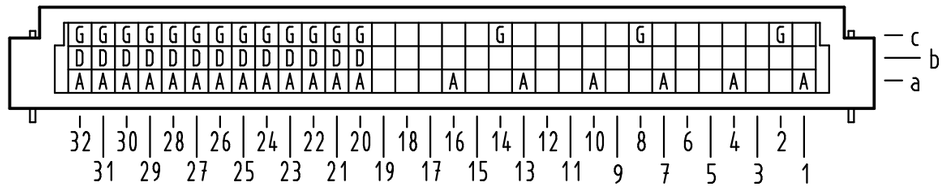

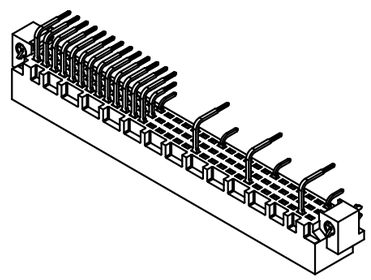

(1) weitere Informationen siehe: DS 09 03 120 02 01
further information see: DS 09 03 120 02 01

09 03 348 6942	2
Bestell-Nr. *part-no.*	Anforderungsstufe *performance level* (1)

All Dimensions in mm
Original Size DIN A 3

Techn. Character.

Nicht tolerierte Maße/ *Free size tolerances*
IEC 60603-2

Mod.	Dat.	Name
36471	13.03.12	Hage.
35345	21.10.08	Hage.
34650	03.12.07	Hage.
30037		

	Dat.	Name
Detail.	11.09.01	Hl.
Insp.	11.09.01	Pa.
Stand.		

Maßstab/*Scale* 1:1

Bauform / *type* C
Messerleiste Einlöt with Clip 48-polig
male connector solder wit clip 48-pole

HARTING Electronics GmbH & Co. KG
D-32339 ESPELKAMP

TB 09 03 348 x942

Blatt/ *page* /

Sub.