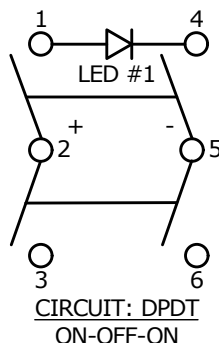
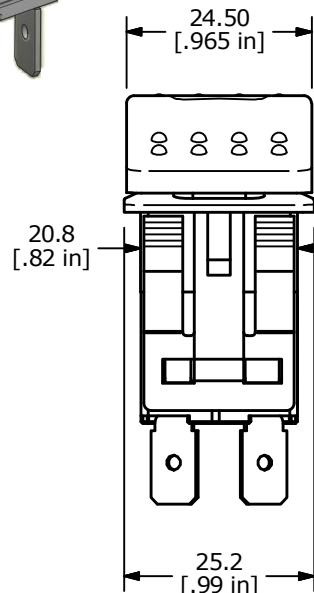



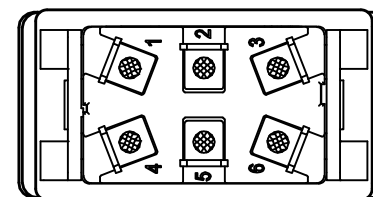
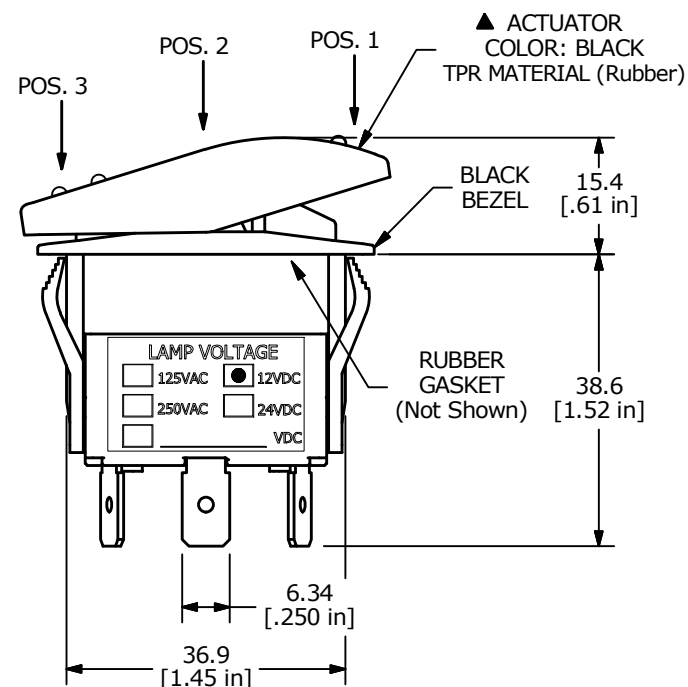
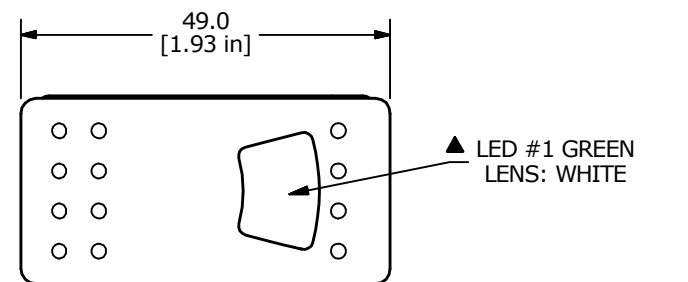
RECOMMENDED PANEL CUT-OUT

PANEL THICKNESS	X
1.0 - 1.5	37.3 ^{+0.0} / _{-0.1}
2.5 - 3.0	37.5 ^{+0.0} / _{-0.1}
3.5 - 4.5	37.7 ^{+0.0} / _{-0.1}



NOTES:

- ALL DIMENSIONS IN MM [INCH]
- GENERAL TOLERANCE: X.X = ± 0.4
X.XX = ± 0.25
- TERM. NUMBERS FOR REF. ONLY
- RATING: 16A @ 6-30VDC, 50/60 Hz, μ T85/55
UL LISTED
- ELECTRICAL LIFE: 10,000 CYCLES
- MECHANICAL LIFE: 30,000 CYCLES
- CONTACT RESISTANCE: <20 MILLI-OHMS INITIAL
- DIELECTRIC STRENGTH: >1,500V AC 1MIN
- INSULATION RESISTANCE: >100 MOHMS @ 500VDC
- OPERATING TEMP: 0°C to 85°C
- LED VOLTAGE: 12VDC
- ▲ DENOTES CRITICAL PARAMETER.



A	23962	Release	7/15/19	MW
REV	PCR NO	DESCRIPTION	DATE	BY

THE INFORMATION CONTAINED IN THIS DOCUMENT IS PROPRIETARY
TO E-SWITCH AND IS NOT TO BE COPIED OR TRANSFERRED

TITLE R723FE1-SXXX2B4GNW

SCALE 1:1

DATE 7/12/2019

DR MW

DWG C700044

REV A