THIS DRAWING IS UNPUBLISHED. RELEASED FOR PUBLICATION 2009
© COPYRIGHT 2009 BY - ALL RIGHTS RESERVED.

REVISIONS

P	LTR	DESCRIPTION	DATE	DWN	APVD
	A	INITIAL RELEASE	19MAR2015	DS	FY
	B	REVISED PER ECO-16-017623	28MAY2018	DS	HL



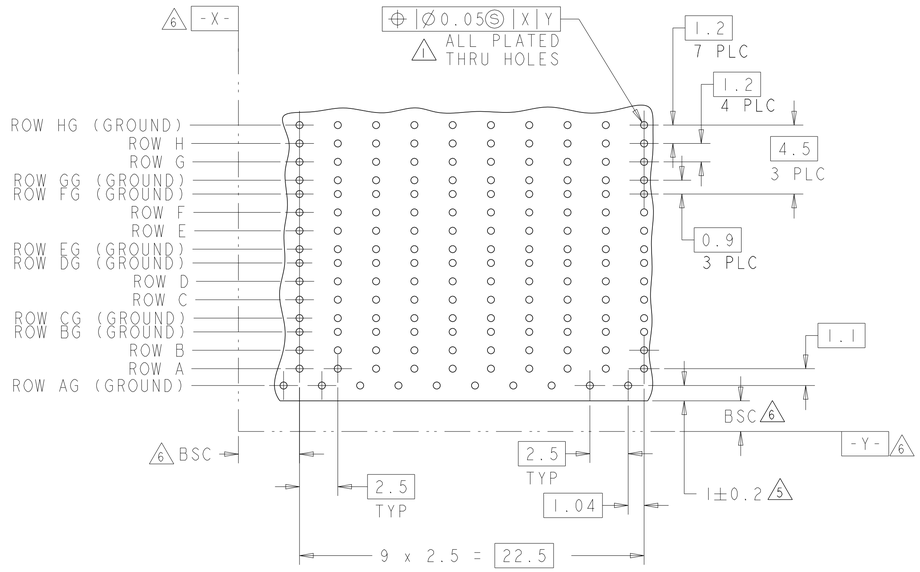

RECOMMENDED PC BOARD LAYOUT,
DAUGHTER BOARD,
COMPONENT SIDE SHOWN
SCALE 5:1

1. REFERENCE APPLICATION SPEC 114-13059 FOR RECOMMENDED PLATED THRU HOLE DIAMETER AND PLATING THICKNESSES.
2. MATERIAL:
   SHIELD - PHOSPHOR BRONZE
   CONTACT - COPPER-NICKEL-SILICON
   HOUSING, CHICKLET AND CHICKLET COVER - GLASS FILLED POLYESTER, UL 94V-O RATED.
3. FINISH: CONTACT AND SHIELD
   MATING AREA:
   MEETS THE PERFORMANCE REQUIREMENTS OF TYCO ELECTRONICS PRODUCT SPECIFICATION, 108-2055-1; BASED ON TELCORDIA GR-1217-CORE, APPLICATIONS IN UNCONTROLLED ENVIRONMENTS.
   COMPLIANT PIN AREA:
   0.5µm MIN MATTE TIN OVER BASE PLATING.
4. CONNECTOR MARKED WITH PART NUMBER AND DATE CODE IN APPROXIMATE AREA SHOWN.
5. DIMENSION APPLIES TO CENTERLINE OF THRU HOLE.
6. DATUMS AND BASIC DIMENSIONS ESTABLISHED BY CUSTOMER.
7. CONTACT AREA LUBRICATED WITH BELLCORE APPROVED LUBRICANT. TECHNICAL REFERANCE: GR-1217-CORE, ISSUE 1, NOVEMBER 1995.

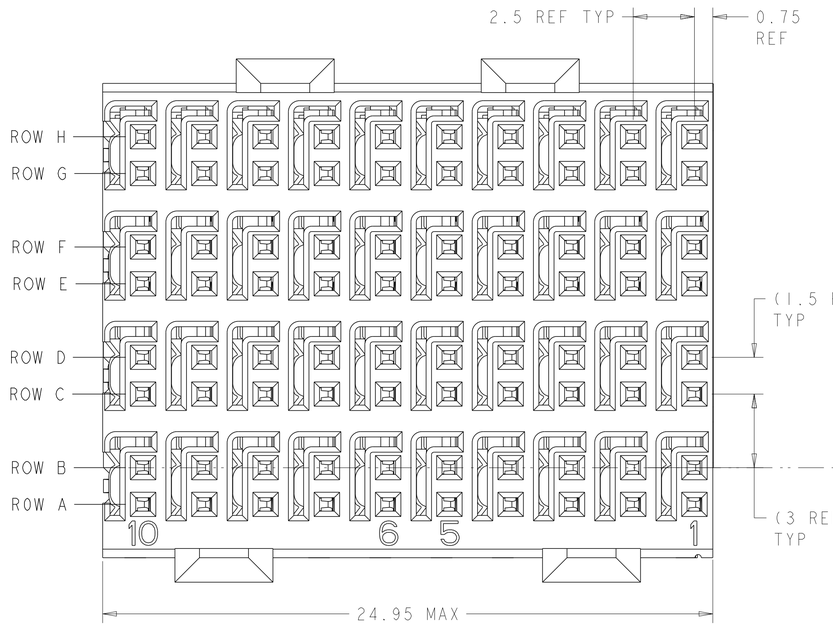

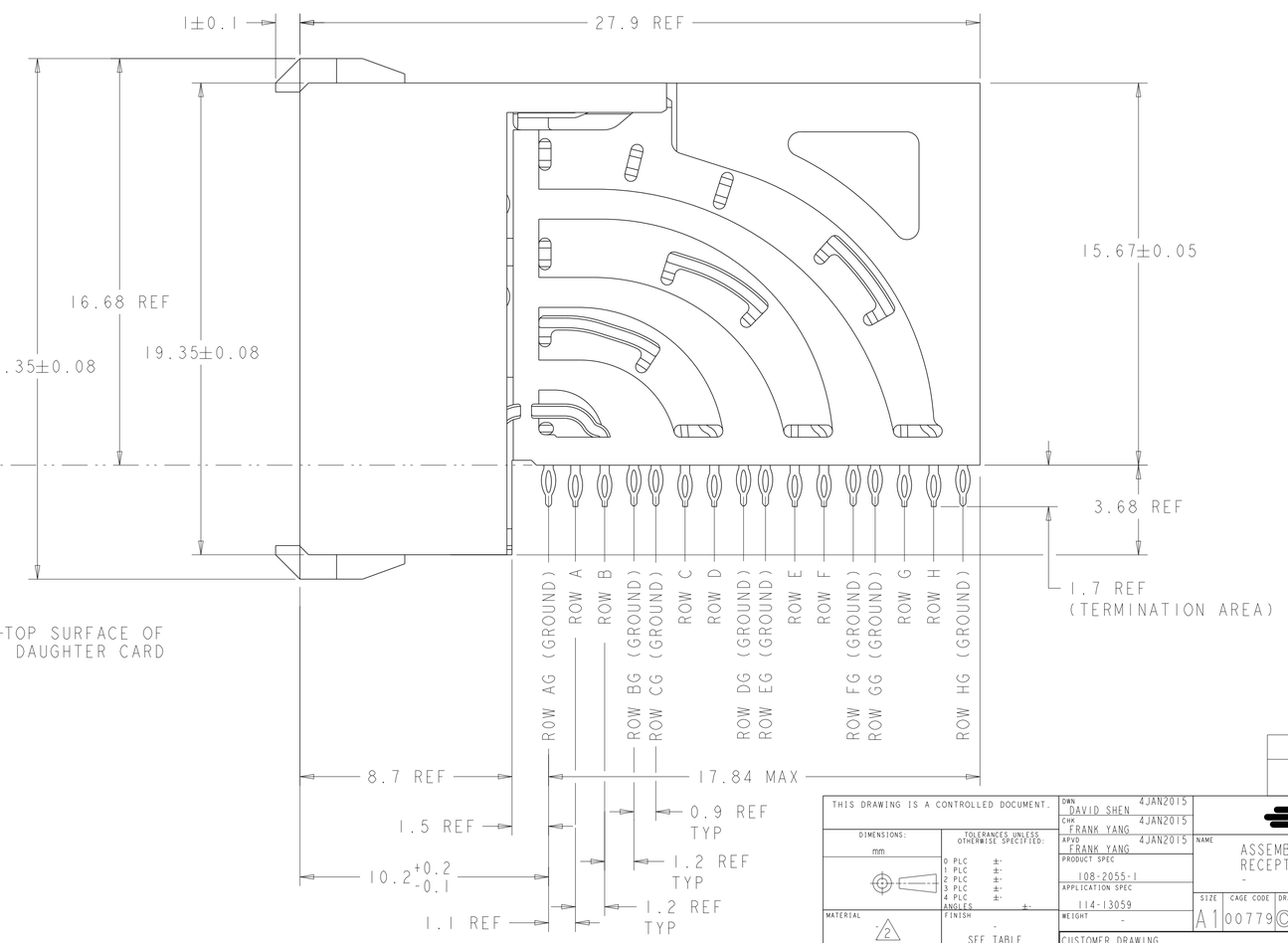

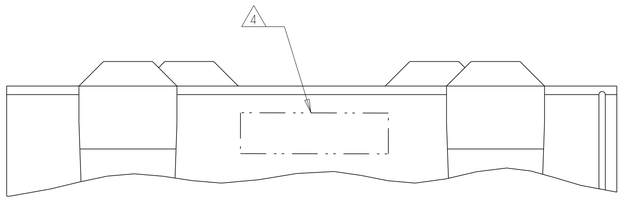

3	2170903-1
FINISH	PART NUMBER

THIS DRAWING IS A CONTROLLED DOCUMENT.

DIMENSIONS: mm

TOLERANCES UNLESS OTHERWISE SPECIFIED:
0 PLC ±-
1 PLC ±-
2 PLC ±-
3 PLC ±-
4 PLC ±-
ANGLES ±-

MATERIAL 2

FINISH - SEE TABLE

DWN DAVID SHEN 4JAN2015
CHK FRANK YANG 4JAN2015
APVD FRANK YANG 4JAN2015
PRODUCT SPEC 108-2055-1
APPLICATION SPEC 114-13059
WEIGHT -

TE Connectivity

NAME ASSEMBLY, Z-Pack HM-eZd +, RECEPTACLE, 4 PAIR, 10COLUMN
-

SIZE	CAGE CODE	DRAWING NO	RESTRICTED TO
A1	00779	C-2170903	-

CUSTOMER DRAWING SCALE 8:1 SHEET 1 OF 1 REV B

4805 (3/13)