

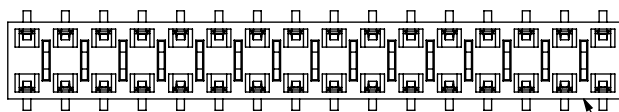
DO NOT
SCALE FROM
THIS PRINT

FIG 5

-BE OPTION
(SAME AS FIG 1 UNLESS OTHERWISE STATED)

RHLE-50-DBE

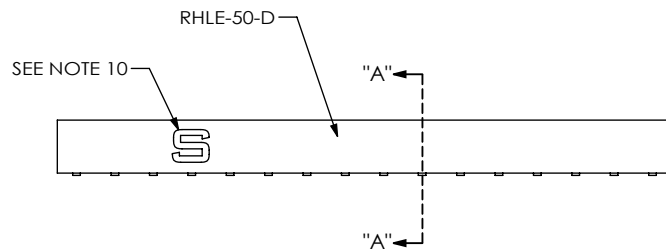
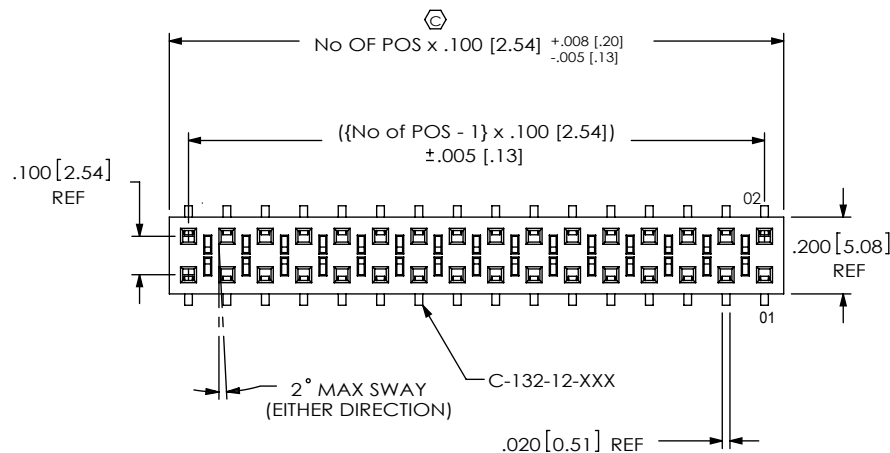
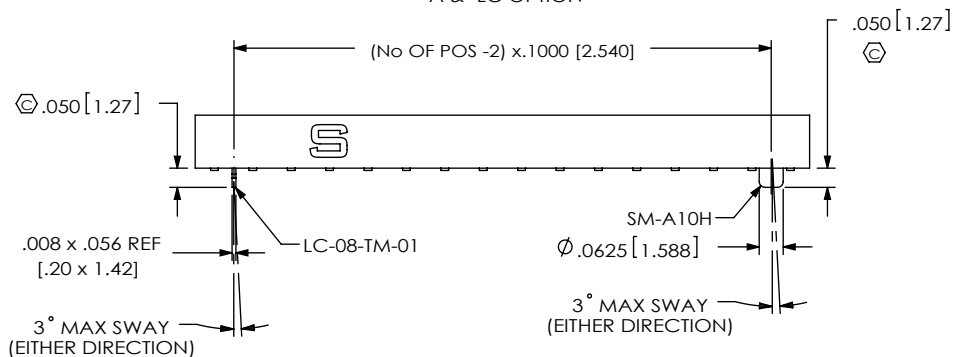


FIG 1

HLE-116-02-XXX-DV SHOWN

TABLE 2

POSITION	COPLANARITY
-01 THRU -20	.004 [.10]
-21 THRU -50	.006 [.15]

FIG 2
-A & -LC OPTION

HLE-1XX-02-XXX-DV-XX-XX-XX

No OF POSITIONS

-02 THRU -50
(PER ROW)

LEAD STYLE

-02: SURFACE MOUNT
(USE C-132-12-X)

PLATING SPECIFICATION

- G: 20μ" GOLD IN CONTACT AREA
3μ" ON TAIL (USE C-132-12-G)
- S: 30μ" SELECTIVE GOLD IN CONTACT AREA MATTE TIN ON TAIL (USE C-132-12-S)
- F: 3μ" SELECTIVE FLASH GOLD IN CONTACT AREA MATTE TIN ON TAIL (USE C-132-12-F)
- L: 10μ" SELECTIVE LIGHT GOLD IN CONTACT AREA MATTE TIN ON TAIL (USE C-132-12-L)
- H: 30μ" HEAVY GOLD IN CONTACT AREA 3μ" ON TAIL (USE C-132-12-H)
- STL: 30μ" SELECTIVE GOLD IN CONTACT AREA TIN/LEAD (90%/10 +/-5%) (USE C-132-12-STL)
- SM: 30μ" SELECTIVE GOLD IN CONTACT AREA MATTE TIN ON TAIL (USE C-132-12-S)
- FM: 3μ" SELECTIVE FLASH GOLD IN CONTACT AREA MATTE TIN ON TAIL (USE C-132-12-F)
- LM: 10μ" LIGHT GOLD IN CONTACT AREA MATTE TIN ON TAIL (USE C-132-12-L)

OPTION

-TR: TAPE & REEL
(2 - 29 POSITIONS ONLY)

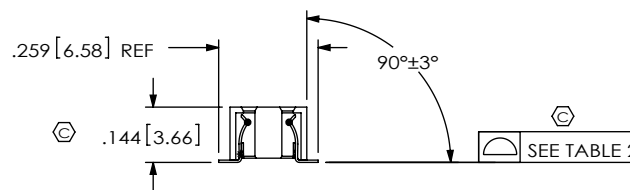
OPTION

- P: PICK & PLACE PAD (POS -03 THRU -50 ONLY)
- A: ALIGNMENT PIN (4 POS MIN)
- LC: LOCKING CLIP (2 POS MIN) (SEE NOTE 9)
- K: USE K-DOT-.256-.375-.005 POLYAMIDE FILM PAD (AVAILABLE ON POS -03 THRU -50; .005 [.13] THICKNESS) (SEE FIG 4)

OPTION

-BE: BOTTOM ENTRY
(USE RHLE-50-DBE) (SEE FIG. 5)
(LEAVE BLANK FOR STANDARD)

ROW SPECIFICATION

-DV: DOUBLE VERTICAL
(USE RHLE-50-D)PATENT NUMBERS
5713755 / 5961339

SECTION "A"-"A"

NOTES:

1. \odot REPRESENTS A CRITICAL DIMENSION.
2. ALL IDENTIFICATION MARKS MUST NOT STAND GREATER THAN .002 [.05] OFF THE SURFACE OF THE PART.
3. PULL OUT FORCE FOR -LC, -A, & CONTACT IS 12 oz MIN.
4. COPLANARITY: SEE TABLE 2.
5. BURR ALLOWANCE: .003 [.08] MAX
6. CUT ASSEMBLIES AFTER FILL. CUT FLASH TO BE .010 MAX WITH NO FLASH ALLOWED IN HOLES OR EXTENDING BELOW LEADS. WILL LOSE A POSITION FOR EVERY CUT MADE ON A SOCKET STRIP.
7. TUBE POSITIONS 03 THRU 50. LAYER PACKAGE POSITION 02.
8. ENDWALL THICKNESS: .030+/- .005 [.76+/- .13] TO BE MEASURED FROM BOTTOM VIEW.
9. DUE TO THE HIGH AMOUNT OF INSERTION FORCE NEEDED, THE -LC OPTION IS NOT COMPATIBLE WITH AUTO PLACEMENT. SAMTEC RECOMMENDS MANUAL PLACEMENT FOR ALL ASSEMBLIES WITH THE -LC OPTION.
10. SAMTEC LOGO MAY NOT BE PRESENT ON CUT TO POSITION CONNECTORS.

UNLESS OTHERWISE SPECIFIED,
DIMENSIONS ARE IN INCHES.

TOLERANCES ARE:

DECIMALS

.XX: ± 0.01 [.3].XXX: ± 0.005 [.13].XXXX: ± 0.0020 [.051]

ANGLES

3°

PROPRIETARY NOTE

THIS DOCUMENT CONTAINS INFORMATION CONFIDENTIAL AND PROPRIETARY TO SAMTEC, INC. AND SHALL NOT BE REPRODUCED OR TRANSFERRED TO OTHER DOCUMENTS OR DISCLOSED TO OTHERS OR USED FOR ANY PURPOSE OTHER THAN THAT WHICH IT WAS OBTAINED WITHOUT THE EXPRESSED WRITTEN CONSENT OF SAMTEC, INC.

MATERIAL: DO NOT SCALE DRAWING SHEET SCALE: 2:1

BODY: VECTRA E130i
CONTACT: BeCu

F:\DWG\MISC\MKTG\HLE-1XX-02-XXX-DV-XX-XX-XX-MKT.SLDRW

520 PARK EAST BLVD, NEW ALBANY, IN 47150
PHONE: 812-944-6733 FAX: 812-948-5047
e-Mail: info@SAMTEC.com code: 55322

DESCRIPTION:

[2.54] .100 TIGER BEAM SOCKET ASSEMBLY

DWG. NO.

HLE-1XX-02-XXX-DV-XX-XX-XX

BY: ED MESSER 12/19/98

SHEET 1 OF 2

FIG 3
(-P: PICK AND PLACE PAD)
AVAILABLE ON POSITIONS 03 THRU 50

NOTE: "R" = USE MEASURED DIM (REF)
"S" = $\{ ("R" - .225 [5.72]) / 2 \} \pm .020 [.51]$

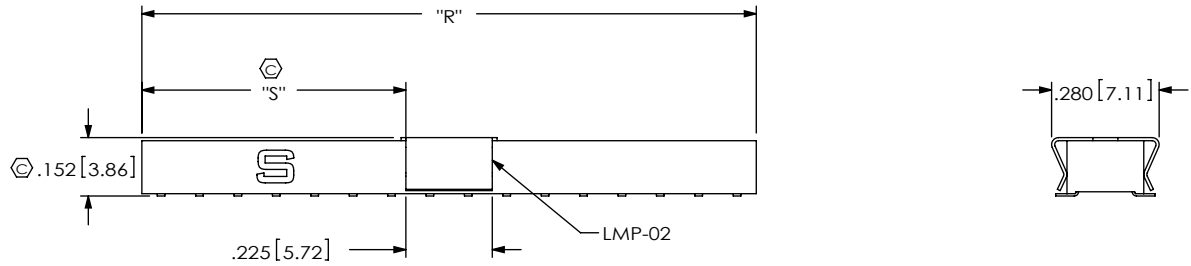
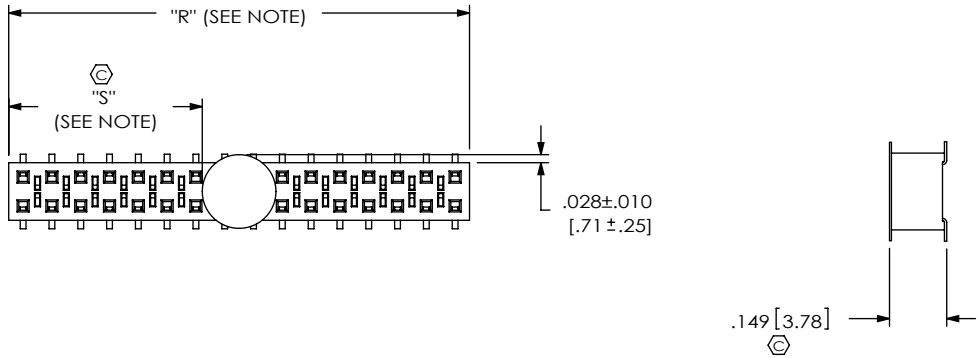
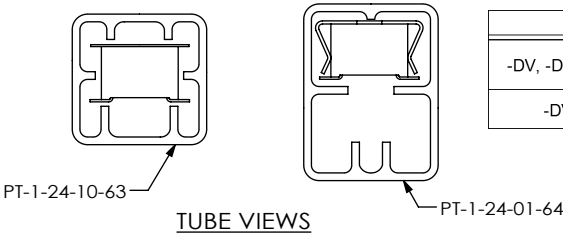


FIG 4
-K: POLYIMIDE FILM PAD
AVAILABLE ON POS 03 THRU 50



NOTE: "R" = USE MEASURED DIM (REF)
"S" = $\{ ("R" - .2559 [6.500]) / 2 \} \pm .020 [.51]$

F:\DWG\MISC\MKTG\HLE-1XX-02-XXX-DV-XX-XX-XX-MKT.SLDDRW



STYLE	PKG TUBE	PLUG
-DV, -DV-LC, -DV-A, -DV-A-P, -DV-P	PT-1-24-01-64	TP-03
-DV-K, -DV-A-K, -DV-LC-K	PT-1-24-10-63	TP-24

PROPRIETARY NOTE
THIS DOCUMENT CONTAINS INFORMATION
CONFIDENTIAL AND PROPRIETARY TO
SAMTEC, INC. AND SHALL NOT BE REPRODUCED
OR TRANSFERRED TO OTHER DOCUMENTS OR
DISCLOSED TO OTHERS OR USED FOR ANY
PURPOSE OTHER THAN THAT WHICH IT WAS
OBTAINED WITHOUT THE EXPRESSED WRITTEN
CONSENT OF SAMTEC, INC.

DO NOT SCALE DRAWING

SHEET SCALE: 2:1



520 PARK EAST BLVD, NEW ALBANY, IN 47150
PHONE: 812-944-6733 FAX: 812-948-5047
e-Mail: info@SAMTEC.com code: 55322

DESCRIPTION:
.100 TIGER BEAM SOCKET ASSEMBLY
DWG. NO.
HLE-1XX-02-XXX-DV-XX-XX-XX

BY: ED MESSER 12/19/98 SHEET 2 OF 2