THIS DRAWING IS UNPUBLISHED.
VERTRAULICHE UNVEROEFFENTLICHTE ZEICHNUNG
© COPYRIGHT 2008 Tyco Electronics AMP GmbH
RELEASED FOR PUBLICATION - 2008
FREI FUER VEROEFFENTLICHUNG
ALL RIGHTS RESERVED.
ALLE INTERNATIONALEN RECHTE VORBEHALTEN.

MATED WITH
PASSEND ZU
-

LOC	DIST
A1	-

PROJEKT NR. -

REVISIONS
ÄENDERUNGEN

P	LTR	DESCRIPTION BESCHREIBUNG	DATE	DWN	APVD
	C10	ECR-19-008932	06JUN2016	SM	BH
	C11	ECR-20-003778	17MAR2020	BH	BH
	C12	ECR-20-015506	30OCT2020	BH	BH
	C13	ECR-21-118203	20OCT2021	KHR	BH

MCON 9.5 FOR Tab 1.2mm UNSEALED VERSION

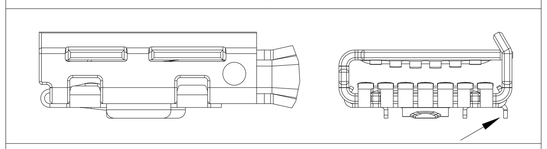

MCON 9.5 FOR TAB 1.2mm SEALED VERSION

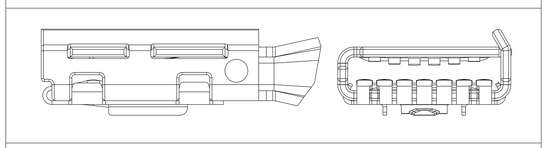

MCON 9.5 FOR TAB 0.8mm

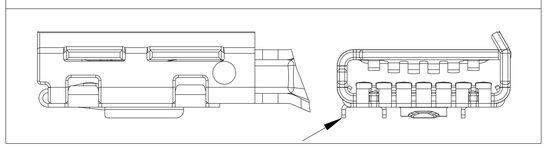

Schnittstelle Tab / INTERFACE TAB

9.5 x 0.8

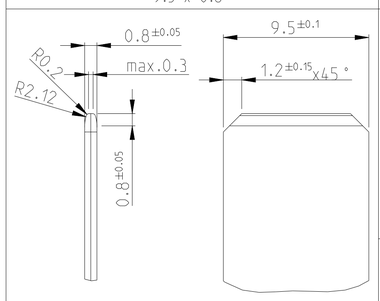

9.5 x 1.2

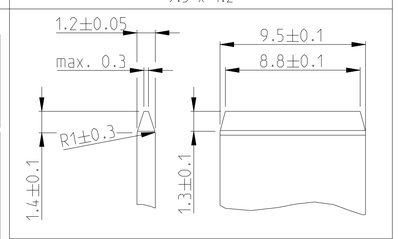

RECOMMENDED FOR LOWER MATING FORCES

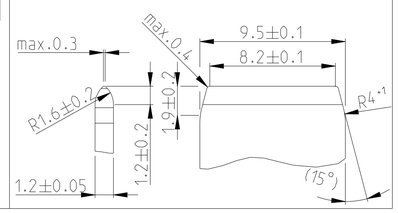

STANDARD- CRIMP / Standard- CrimpCrim

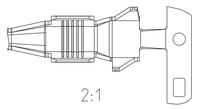

SINGLE WIRE SEAL- CRIMP / Einzeldichtungs- CrimpCrimp

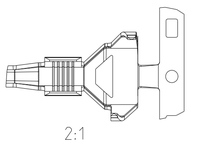

WIRE- CRIMP / Draht- Crimp

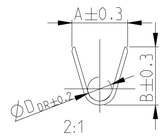

STANDARD INSULATION CRIMP / Standard Isolations-Crimp

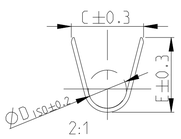

SINGLE WIRE Crimp / Einzeldichtungs-Crimp

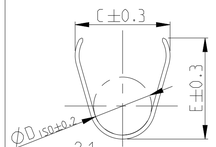

Bemerkungen / NOTES

1. Kontaktkoerper / BODY
2. Kontaktfeder / SPRING
3. Fuer FLR-Leitung nach DIN 72551, Teil 6 / FOR FLR-WIRE SEE DIN 72551, PART 6
4. SURFACE / Oberflaeche
   - 4a -HOT DIPPED SnAg 1 TO 5 µm (max. 150 °C) / -Feuerverzinnt SnAg 1 TO 5 µm (max. 150 °C)
   - 4b BODY / Kontaktkoerper: -TIN PLATED Sn 1-3 µm OVER Ni / -Galvanisch beschichtet Sn 1-3 µm ueber Ni
   - 4c BODY (ONLY CONTACT AREA) / Kontaktkoerper (nur Kontaktzone): -SILVER PLATED 2 TO 4 µm / -galv. versilbert 2 bis 4 µm
5. Markierung fuer galvanische Ausfuehrung: -AG: versilbert / -verzinnt: ohne Markierung
   STAMPED INDICATOR FOR PLATING: -AG: SILVER PLATING / -TIN PLATING: WITHOUT INDICATOR
6. TE Logo. Aenderungsstand. Datumscode / REVISION STATUS. DATE CODE
7. Getestet nach GMW3191 / VALIDATED TO GMW3191 — Validation ausstehend / VALIDATION tbd
8. Durchstochenes Zwischenlagenpapier oder deformierte Crimpflanken sind auf ein unsachgemaesses Handling beim Transport zurueckzufuehren und stellen keinen Reklamationsgrund dar. TE uebernimmt keine Haftung fuer so verursachte Schaeden an den Produkten. / PUNCTURED INLAYER PAPER OR DEFORMED CRIMPING FLANKS ARE DUE TO INPROPER HANDLING DURING TRANSPORT AND THERE IS NO REASON FOR COMPLAINT. TE DO NOT TAKE OVER ANY LIABILITY FOR SO CAUSED DAMAGES TO THE PRODUCTS
9. 8 MM² WIRE ONLY QUALIFIED TO 105 °C / Leitung nur bis max. 105 °C qualifizert

Crimp-Version / CRIMP VERSION

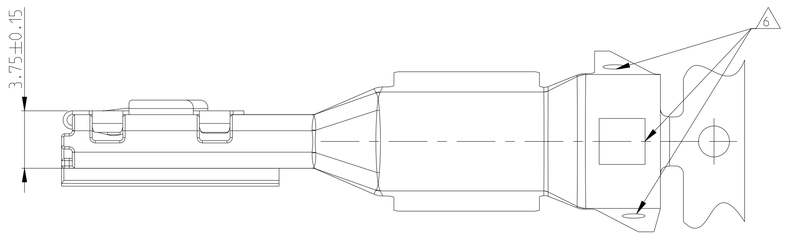

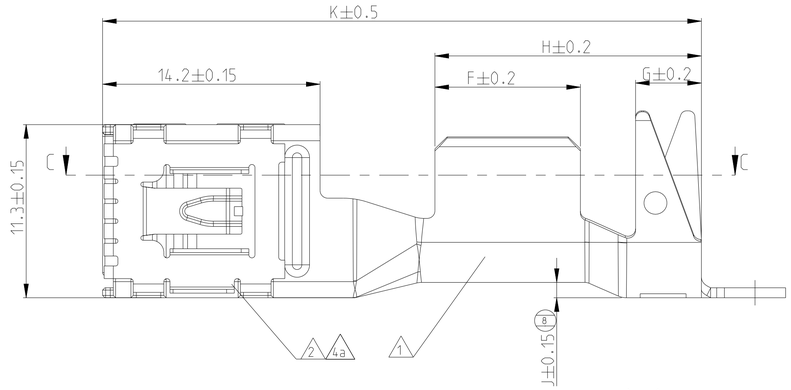

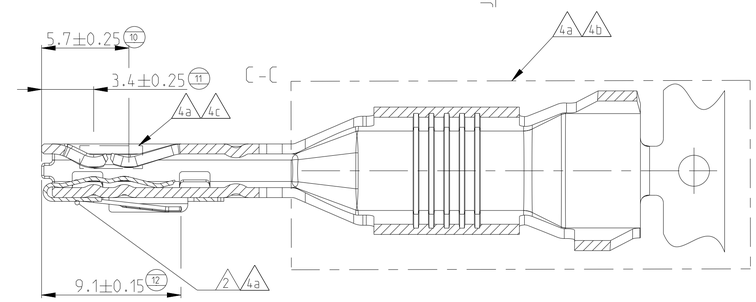

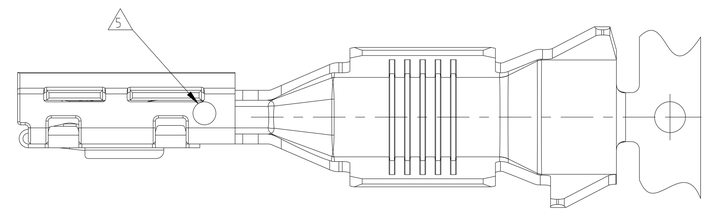

VERSION / Ausfuehrung		TE ORDER-NO. STRIP FORM Bestell-Nr. Bandware	REV./Rev.	SPRING Kontakt-feder	BODY Kontakt-koerper	SPRING Kontakt-feder	BODY Kontakt-koerper	WIRE RANGE Draht-groessen-bereich [mm²]	A	B	D_{Dr}	C	E	D_{ISO}	F	G	H	J	K	TE- NO.	Ø [mm]	TAB DIMENSION Tab Geometrie
				MATERIAL Werkstoff		SURFACE Oberflaeche			WIRE CRIMP Drahtcrimp			INSULATION CRIMP Isolationscrimp							SINGLE WIRE SEAL FOR CAVITY DIAMETER Einzeldichtung Kammerdurchmesser TE NO.		
									STRIP FORM/Bandware 3												
MCON 9.5 for 1.2 mm TAB VERSION	SINGLE WIRE SEAL	7 1-1563846-3	B	CuNiSi R690	CuSn R460	4a	4b 4c / 4a	16	9.25	9.6	5.3	14.5	15.22	9.5	9	4.4	18.2	2.45	39.1	2287390	14	9.5 x 1.2
		~~1-1563846-1~~																			
		1-1563845-3	B	CuNiSi R690	CuSn R460	4a	4b 4c / 4a	8-10 9	7.5	7.8	4.2	14.5	15.2	9.5	7	4.1	15.9	2.45	37.6			
		1-1563845-1	B																		
		1-1563844-3	B	CuNiSi R690	CuSn R460	4a	4b 4c / 4a	4-6	6.3	6.7	3.1	14.5	15.2	9.5	6	4.1	14.9	2.45	36.6			
		1-1563844-1	B																		
	STANDARDCRIMP	7 1-1563843-3	C	CuNiSi R690	CuSn R460	4a	4b 4c / 4a	16	9.1	9.5	5.3	11.8	12.2	7.6	9.5	4.4	17.4	1	39.1	N/A	N/A	
		~~1-1563843-1~~																			
		2-1563842-3	A	CuNiSi R690	CuSn R460	4a	4b 4c / 4a	8-10 9	7.5	7.8	4.2	10.4	10.2	6.2	7	4.4	14.4	0.9	36.1			
		2-1563842-1	A																		
		~~2-1563841-3~~		CuNiSi R690	CuSn R460	4a	4b 4c / 4a	4-6	6.3	6.6	3.1	6.9	7.2	3.9	6	3.8	12.1	0.6	33.8			
		2-1563841-1	A																		
MCON 9.5 for 0.8 mm TAB VERSION	SINGLE WIRE SEAL	~~1-1823040-3~~	A	CuNiSi R690	CuSn R460	4a	4b 4c / 4a	16												2287390	14	9.5 x 0.8
		~~1-1823040-1~~																				
		~~1-1823038-3~~		CuNiSi R690	CuSn R460	4a	4b 4c / 4a	10														
		~~1-1823038-1~~																				
		~~1-1823036-3~~		CuNiSi R690	CuSn R460	4a	4b 4c / 4a	6														
		~~1-1823036-1~~																				
	STANDARDCRIMP	~~1-1823034-3~~		CuNiSi R690	CuSn R460	4a	4b 4c / 4a	16	9.1	9.5	5.3	11.8	12.2	7.6	9.5	4.4	17.4	1	39.1	N/A	N/A	
		1-1823034-1	C																		
		1-1823032-3	C	CuNiSi R690	CuSn R460	4a	4b 4c / 4a	8-10 9	7.5	7.8	4.2	10.4	10.2	6.2	7	4.4	14.4	0.9	36.1			
		1-1823032-1	C																		
		~~1-1823030-3~~		CuNiSi R690	CuSn R460	4a	4b 4c / 4a	4-6	6.3	6.6	3.1	6.9	7.2	3.9	6	3.8	12.1	0.6	33.8			
		1-1823030-1	A																		

VERSION SEE SPEC. / Ausfuehrung siehe Spezifikation

VERSION SEE SPEC. / Ausfuehrung siehe Spezifikation

THIS DRAWING IS A CONTROLLED DOCUMENT.
DIESES ZEICHNUNGSDOKUMENT WIRD DURCH AMP INCORPORATED KONTROLLIERT.
ANDERUNGEN, DIE DEM TECHNISCHEN FORTSCHRITT DIENEN, SIND VORBEHALTEN.
DEN AKTUELLSTEN STAND DER ANDERUNGEN ERFAHREN SIE IHRE TE-NIEDERLASSUNG.

DIMENSIONS: MASSEINHEITEN: mm

TOLERANCES UNLESS OTHERWISE SPECIFIED: ALLGEMEINTOLERANZEN

0 PLC	±0.3
1 PLC	±0.2
2 PLC	±
3 PLC	±
4 PLC	±
ANGLES/WINKEL	4°

MATERIAL: see table / siehe Tabelle

FINISH/OBERFLAECHE/FARBE: see Table / siehe Tabelle

TOLERANCING ISO 8015
TOLERIERUNG ISO 8015

DWN	B.Hielscher	07MAY2009
CHK	W.Mueller	20MAY2009
APVD	V.Seipel	20MAY2009

PRODUCT SPEC PRODUKTSPEZ. 108-94150
APPLICATION SPEC VERARBEITUNGSSPEZ. 114-18945
WEIGHT GEWICHT -
C13

TE Connectivity

NAME: MCON 9.5 RECEPTACLE / MCON 9.5 Kontaktbuchse

SIZE A1 | CAGE CODE - | DRAWING NO ZEICHNUNGS-NR. C-1823044 | RESTRICTED TO NUR FUER -

Customer Drawing /KUNDENZEICHNUNG | SCALE MASSSTAB 5:1 | SHEET BLATT 1 OF VON 1 | REV C13

4805 (3/11)