

Description: 1608 2.4G&2.5GHz Band Pass Filter

PART NUMBER: BPF1608LM02R2400A

Features:

- Compact size : 1.6x0.8x0.6mm
- RoHS compliant

Applications:

- WLAN, 802.11a/b/g/n
- Bluetooth
- ISM Band

ELECTRICAL SPECIFICATIONS

DESCRIPTION	VALUE
Pass Band	2400-2500 MHz
Impedance	50 Ohm
Insertion Loss	1.7 dB (Max) at 25°C 2.0 dB (Max) at -40~+85 °C
V.S.W.R / Return-Loss	2.0 (Max) / 10.0 dB (Min)
Attenuation	30dB (Min). @880~915 MHz
	25dB (Min). @1710~1785 MHz
	25dB (Min). @1850~1910 MHz
	25dB (Min). @4800~5000 MHz
	25dB (Min). @7200~7500 MHz
Ripple	0.50dB
Operating Temperature	-40~+85°C

In the effort to improve our products, we reserve the right to make changes judged to be necessary.

CONFIDENTIAL AND PROPRIETARY INFORMATION

This document contains confidential and proprietary information of Pulse Electronics, Inc. (Pulse) and is protected by copyright, trade secret and other state and federal laws. Its receipt or possession does not convey any rights to reproduce, disclose its contents, or to manufacture, use or sell anything it may describe. Reproduction, disclosure or use without specific written authorization of Pulse is strictly forbidden.

For more information:



Pulse Worldwide Headquarters
15255 Innovation Drive #100
San Diego, CA 92128
USA
Tel:1-858-674-8100

Pulse/Larsen Antennas
18110 SE 34th St Bldg 2 Suite 250
Vancouver, WA 98683
USA
Tel: 1-360-944-7551

Europe Headquarters
Pulse GmbH & Do, KG
Zeppelinstrasse 15
Herrenberg, Germany
Tel: 49 7032 7806 0

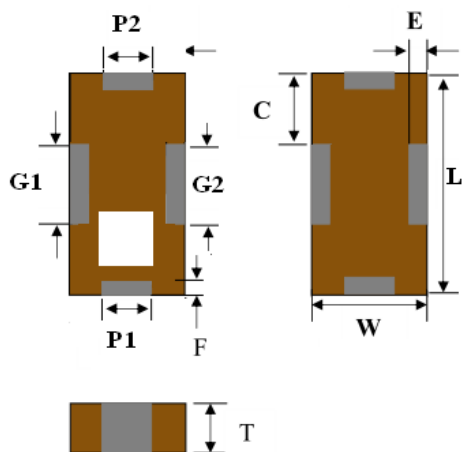
Pulse (Suzhou) Wireless Products Co, Inc.
99 Huo Ju Road(#29 Bldg,4th Phase
Suzhou New District
Jiangsu Province, Suzhou 215009 PR China
Tel: 86 512 6807 9998

Description: 1608 2.4G&2.5GHz Band Pass Filter

PART NUMBER: BPF1608LM02R2400A

MECHANICAL DIMENSION

Outline



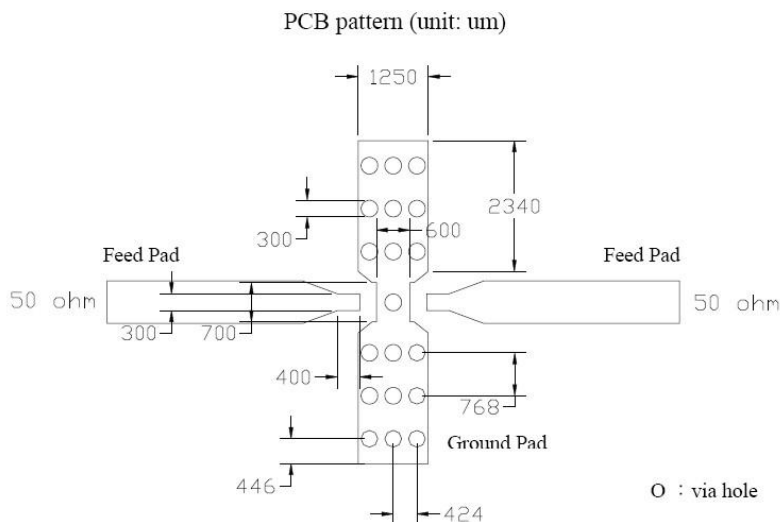
Termination

Terminal name	Function
P1	Input
P2	Output
G1	GND
G2	GND

Mechanical

	Dimension
L (mm)	1.60±0.15
W (mm)	0.80±0.15
T (mm)	0.60±0.15
P (mm)	0.40±0.15
C (mm)	0.50±0.15
G (mm)	0.60±0.15
E (mm)	0.15±0.10
F (mm)	0.15±0.10

Reference design of EVB



Line width should be designed to match 50Ω characteristic impedance, depending on PCB material and thickness.

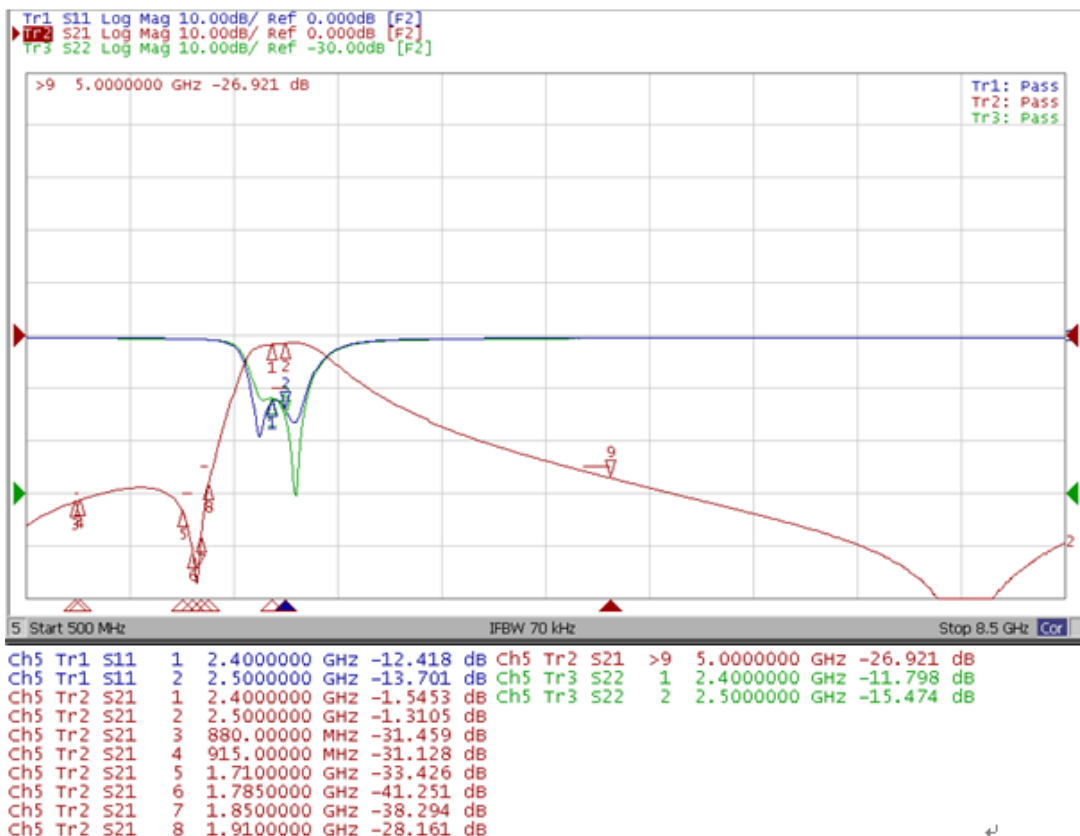
In the effort to improve our products, we reserve the right to make changes judged to be necessary.
CONFIDENTIAL AND PROPRIETARY INFORMATION

This document contains confidential and proprietary information of Pulse Electronics, Inc. (Pulse) and is protected by copyright, trade secret and other state and federal laws. Its receipt or possession does not convey any rights to reproduce, disclose its contents, or to manufacture, use or sell anything it may describe. Reproduction, disclosure or use without specific written authorization of Pulse is strictly forbidden.

Description: 1608 2.4G&2.5GHz Band Pass Filter

PART NUMBER: BPF1608LM02R2400A

ELECTRICAL PERFORMANCES



- Measured on Agilent E5071C Network Analyzer
- Common port: Port 2(Return loss S22)
- Low band port: Port 1(Low band insertion loss S12, and attenuation at high band)
- High band port: Port 4(High band insertion loss S42, and attenuation at low band)

Frequency Characteristics

In the effort to improve our products, we reserve the right to make changes judged to be necessary.

CONFIDENTIAL AND PROPRIETARY INFORMATION

This document contains confidential and proprietary information of Pulse Electronics, Inc. (Pulse) and is protected by copyright, trade secret and other state and federal laws. Its receipt or possession does not convey any rights to reproduce, disclose its contents, or to manufacture, use or sell anything it may describe. Reproduction, disclosure or use without specific written authorization of Pulse is strictly forbidden.

Description: 1608 2.4G&2.5GHz Band Pass Filter

PART NUMBER: BPF1608LM02R2400A

REVISION HISTORY

Revision	Date	Description
Version 1	Oct. 06, 2020	- New issue