THIS DRAWING IS UNPUBLISHED. RELEASED FOR PUBLICATION - ,- .
© COPYRIGHT - By - ALL RIGHTS RESERVED.

LOC	DIST
AD	00

REVISIONS

P	LTR	DESCRIPTION	DATE	DWN	APVD
	D	REVISED PER ECO-14-000255	14JUL2014	NK	MM

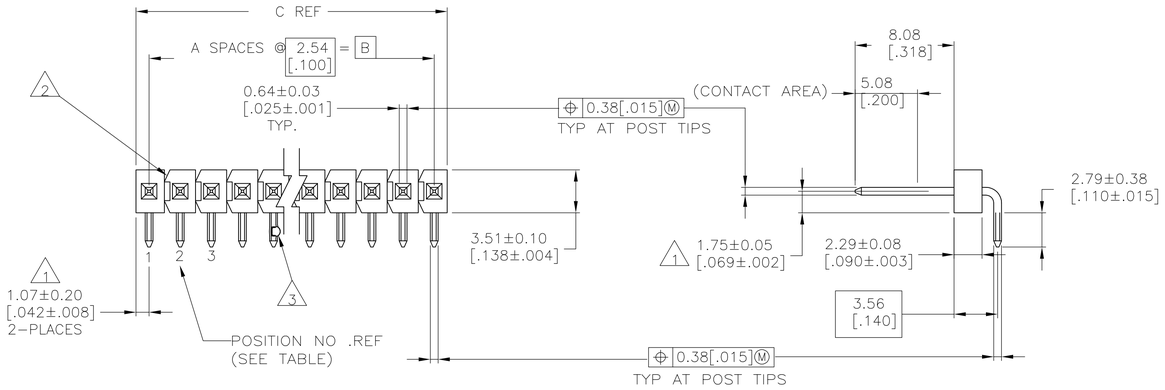

1. THE NOTED DIMENSIONS APPLY AT THE INTERSECTION OF THE POST AND HOUSING.
2. BREAKAWAY NOTCH ANGLE CAN BE ORIENTED TO THE RIGHT (AS SHOWN) OR TO THE LEFT
3. SELECTIVE POSTS ARE FORMED TO PROVIDE CONNECTOR RETENTION TO PC BOARD UNTIL SOLDERED. RETENTION FEATURE IS FOR .055 MINIMUM PC BOARD THICKNESS. (SEE DETAIL Z FOR FORM AND TABLE FOR LOCATIONS.)
4. 0.000762 [.000030] GOLD ON CONTACT AREA, 0.00254-0.00508 [.000100-.000200] MATTE TIN-LEAD ON SOLDER TAIL, ALL OVER 0.00127 [.000050] NICKEL.
5. HOUSING: GLASS FILLED THERMOPLASTIC, COLOR, BLACK. (WILL WITHSTAND VAPOR PHASE REFLOW.) CONTACT: COPPER ALLOY.
6. 0.000762 [.000030] GOLD ON CONTACT AREA, 0.00254-0.00508 [.000100-.000200] MATTE TIN ON SOLDER TAIL, ALL OVER 0.00127 [.000050] NICKEL.
7. OBSOLETE PARTS: OBSOLETE CIS STREAMLINING PER D.RENAUD/D.SINISI

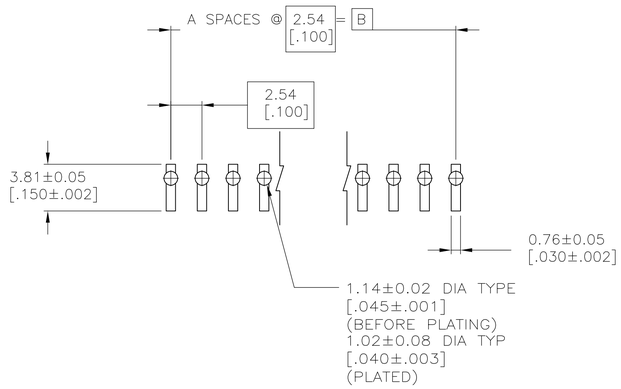

RECOMENDED PC BOARD MOUNTING DIMENSIONS
FOR .063 [1.60] THICK PC BOARD AND
.012 [.305] STENCIL THICK.

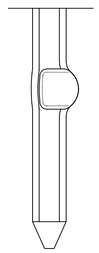

DETAIL Z
POST DETAIL TYP
2 POST MINIMUM
SCALE 20:1

THIS DRAWING IS A CONTROLLED DOCUMENT.		DWN T.HOFFMAN 21JUNE95	TE Connectivity
DIMENSIONS: mm [INCHES]	TOLERANCES UNLESS OTHERWISE SPECIFIED: 0 PLC ± - 1 PLC ± - 2 PLC ± 0.51[0.02] 3 PLC ± 0.127[0.005] 4 PLC ± 0.0127[0.0005] ANGLES ± -	CHK G-DUBNICZKI 4DEC95	NAME HEADER ASSY MOD II, BREAKAWAY,HIGH TEMPERATURE ,RIGHT ANGLE SINGLE ROW,.100 C/L W/.025 SQUARE POSTS WITH HOLD-DOWN CONFIGURATION
		APVD G-DUBNICZKI 4DEC95	
		PRODUCT SPEC —	
		APPLICATION SPEC —	SIZE A1 / CAGE CODE 00779 / DRAWING NO C-146307 / RESTRICTED TO —
MATERIAL 5	FINISH SEE TABLE	WEIGHT —	
		CUSTOMER DRAWING	SCALE 4:1 / SHEET 1 OF 2 / REV D

THIS DRAWING IS UNPUBLISHED. RELEASED FOR PUBLICATION - ,- .
© COPYRIGHT - By - ALL RIGHTS RESERVED.

LOC	DIST
AD	00

REVISIONS

P	LTR	DESCRIPTION	DATE	DWN	APVD
	C	SEE SHEET 1	-	-	-

	PLATING	HOLD-DOWN POST CONFIG. LOCATIONS.	C	B	A	NO. OF POSITIONS	PART NUMBER
OBSOLETE	6	1,2,39,40	101.19 [3.984]	99.06 [3.900]	39	40	9-146307-0
	6	1,2,38,39	98.65 [3.884]	96.52 [3.800]	38	39	8-146307-9
	6	1,2,37,38	96.11 [3.684]	93.98 [3.700]	37	38	8-146307-8
	6	1,2,36,37	93.57 [3.684]	91.44 [3.600]	36	37	8-146307-7
	6	1,2,35,36	91.03 [3.584]	88.90 [3.500]	35	36	8-146307-6
	6	1,2,34,35	88.49 [3.484]	86.36 [3.400]	34	35	8-146307-5
	6	1,2,33,34	85.95 [3.384]	83.82 [3.300]	33	34	8-146307-4
	6	1,2,32,33	83.41 [3.284]	81.28 [3.200]	32	33	8-146307-3
	6	1,2,31,32	80.87 [3.184]	78.74 [3.100]	31	32	8-146307-2
	6	1,2,30,31	78.33 [3.084]	76.20 [3.000]	30	31	8-146307-1
	6	1,2,29,30	75.79 [2.984]	73.66 [2.900]	29	30	8-146307-0
	6	1,2,28,29	73.25 [2.884]	71.12 [2.800]	28	29	7-146307-9
	6	1,2,27,28	70.71 [2.684]	68.58 [2.700]	27	28	7-146307-8
	6	1,2,26,27	68.17 [2.684]	66.04 [2.600]	26	27	7-146307-7
	6	1,2,25,26	65.63 [2.584]	63.5 [2.500]	25	26	7-146307-6
	6	1,2,24,25	63.09 [2.484]	60.96 [2.400]	24	25	7-146307-5
	6	1,2,23,24	60.55 [2.384]	58.42 [2.300]	23	24	7-146307-4
	6	1,2,22,23	58.01 [2.284]	55.88 [2.200]	22	23	7-146307-3
	6	1,2,21,22	55.47 [2.184]	53.34 [2.100]	21	22	7-146307-2
	6	1,2,20,21	52.93 [2.084]	50.80 [2.000]	20	21	7-146307-1
	6	1,2,19,20	50.39 [1.984]	48.26 [1.900]	19	20	7-146307-0
	6	1,2,18,19	47.85 [1.884]	45.72 [1.800]	18	19	6-146307-9
	6	1,2,17,18	45.31 [1.784]	43.18 [1.700]	17	18	6-146307-8
	6	1,2,16,17	42.77 [1.584]	40.64 [1.600]	16	17	6-146307-7
OBSOLETE	6	1,2,15,16	40.23 [1.584]	38.10 [1.500]	15	16	6-146307-6
	6	1,2,14,15	37.69 [1.484]	35.56 [1.400]	14	15	6-146307-5
	6	1,2,13,14	35.15 [1.384]	33.02 [1.200]	13	14	6-146307-4
	6	1,2,12,13	32.61 [1.284]	30.48 [1.200]	12	13	6-146307-3
	6	1,2,11,12	30.07 [1.184]	27.94 [1.100]	11	12	6-146307-2
	6	1,2,10,11	27.53 [1.084]	25.40 [1.000]	10	11	6-146307-1
	6	1,2,9,10	24.99 [.984]	22.86 [.900]	9	10	6-146307-0
	6	1,2,8,9	22.45 [.884]	20.32 [.800]	8	9	5-146307-9
	6	1,2,7,8	19.91 [.784]	17.78 [.700]	7	8	5-146307-8
	6	1,2,6,7	17.37 [.684]	15.24 [.600]	6	7	5-146307-7
	6	ALL	14.83 [.584]	12.70 [.500]	5	6	5-146307-6
	6	ALL	12.29 [.484]	10.16 [.400]	4	5	5-146307-5
	6	ALL	9.75 [.384]	7.62 [.300]	3	4	5-146307-4
	6	ALL	7.21 [.284]	5.08 [.200]	2	3	5-146307-3

	PLATING	HOLD-DOWN POST CONFIG. LOCATIONS.	C	B	A	NO. OF POSITIONS	PART NUMBER
OBSOLETE 7	4	1,2,39,40	101.19 [3.984]	99.06 [3.900]	39	40	4-146307-0
	4	1,2,38,39	98.65 [3.884]	96.52 [3.800]	38	39	3-146307-9
	4	1,2,37,38	96.11 [3.684]	93.98 [3.700]	37	38	3-146307-8
	4	1,2,36,37	93.57 [3.684]	91.44 [3.600]	36	37	3-146307-7
	4	1,2,35,36	91.03 [3.584]	88.90 [3.500]	35	36	3-146307-6
	4	1,2,34,35	88.49 [3.484]	86.36 [3.400]	34	35	3-146307-5
	4	1,2,33,34	85.95 [3.384]	83.82 [3.300]	33	34	3-146307-4
	4	1,2,32,33	83.41 [3.284]	81.28 [3.200]	32	33	3-146307-3
	4	1,2,31,32	80.87 [3.184]	78.74 [3.100]	31	32	3-146307-2
	4	1,2,30,31	78.33 [3.084]	76.20 [3.000]	30	31	3-146307-1
	4	1,2,29,30	75.79 [2.984]	73.66 [2.900]	29	30	3-146307-0
	4	1,2,28,29	73.25 [2.884]	71.12 [2.800]	28	29	2-146307-9
	4	1,2,27,28	70.71 [2.684]	68.58 [2.700]	27	28	2-146307-8
	4	1,2,26,27	68.17 [2.684]	66.04 [2.600]	26	27	2-146307-7
	4	1,2,25,26	65.63 [2.584]	63.5 [2.500]	25	26	2-146307-6
	4	1,2,24,25	63.09 [2.484]	60.96 [2.400]	24	25	2-146307-5
	4	1,2,23,24	60.55 [2.384]	58.42 [2.300]	23	24	2-146307-4
	4	1,2,22,23	58.01 [2.284]	55.88 [2.200]	22	23	2-146307-3
	4	1,2,21,22	55.47 [2.184]	53.34 [2.100]	21	22	2-146307-2
	4	1,2,20,21	52.93 [2.084]	50.80 [2.000]	20	21	2-146307-1
	4	1,2,19,20	50.39 [1.984]	48.26 [1.900]	19	20	2-146307-0
	4	1,2,18,19	47.85 [1.884]	45.72 [1.800]	18	19	1-146307-9
	4	1,2,17,18	45.31 [1.784]	43.18 [1.700]	17	18	1-146307-8
SUPERCEDED 7	4	1,2,16,17	42.77 [1.584]	40.64 [1.600]	16	17	1-146307-7
	4	1,2,15,16	40.23 [1.584]	38.10 [1.500]	15	16	1-146307-6
	4	1,2,14,15	37.69 [1.484]	35.56 [1.400]	14	15	1-146307-5
	4	1,2,13,14	35.15 [1.384]	33.02 [1.200]	13	14	1-146307-4
	4	1,2,12,13	32.61 [1.284]	30.48 [1.200]	12	13	1-146307-3
	4	1,2,11,12	30.07 [1.184]	27.94 [1.100]	11	12	1-146307-2
	4	1,2,10,11	27.53 [1.084]	25.40 [1.000]	10	11	1-146307-1
OBSOLETE 7	4	1,2,9,10	24.99 [.984]	22.86 [.900]	9	10	1-146307-0
	4	1,2,8,9	22.45 [.884]	20.32 [.800]	8	9	146307-9
	4	1,2,7,8	19.91 [.784]	17.78 [.700]	7	8	146307-8
	4	1,2,6,7	17.37 [.684]	15.24 [.600]	6	7	146307-7
	4	ALL	14.83 [.584]	12.70 [.500]	5	6	146307-6
	4	ALL	12.29 [.484]	10.16 [.400]	4	5	146307-5
	4	ALL	9.75 [.384]	7.62 [.300]	3	4	146307-4
	4	ALL	7.21 [.284]	5.08 [.200]	2	3	146307-3
OBSOLETE	4	-	4.67 [.184]	2.54 [.100]	1	2	146307-2
OBSOLETE	4	-	2.13 [.084]	- [-]	0	1	146307-1

THIS DRAWING IS A CONTROLLED DOCUMENT.

DIMENSIONS: mm [INCHES]

TOLERANCES UNLESS OTHERWISE SPECIFIED:
0 PLC ± -
1 PLC ± -
2 PLC ± 0.51[0.02]
3 PLC ± 0.127[0.005]
4 PLC ± 0.0127[0.0005]
ANGLES ± -

MATERIAL 5

FINISH SEE TABLE

DWN T.HOFFMAN 21JUNE95
CHK G-DUBNICZKI 4DEC95
APVD G-DUBNICZKI 4DEC95
PRODUCT SPEC -
APPLICATION SPEC -
WEIGHT -

TE Connectivity

NAME HEADER ASSY MOD II, BREAKAWAY,HIGH TEMPERATURE ,RIGHT ANGLE SINGLE ROW,.100 C/L W/.025 SQUARE POSTS WITH HOLD-DOWN CONFIGURATION

SIZE A1 | CAGE CODE 00779 | DRAWING NO C-146307 | RESTRICTED TO -

CUSTOMER DRAWING | SCALE 1:1 | SHEET 2 OF 2 | REV D