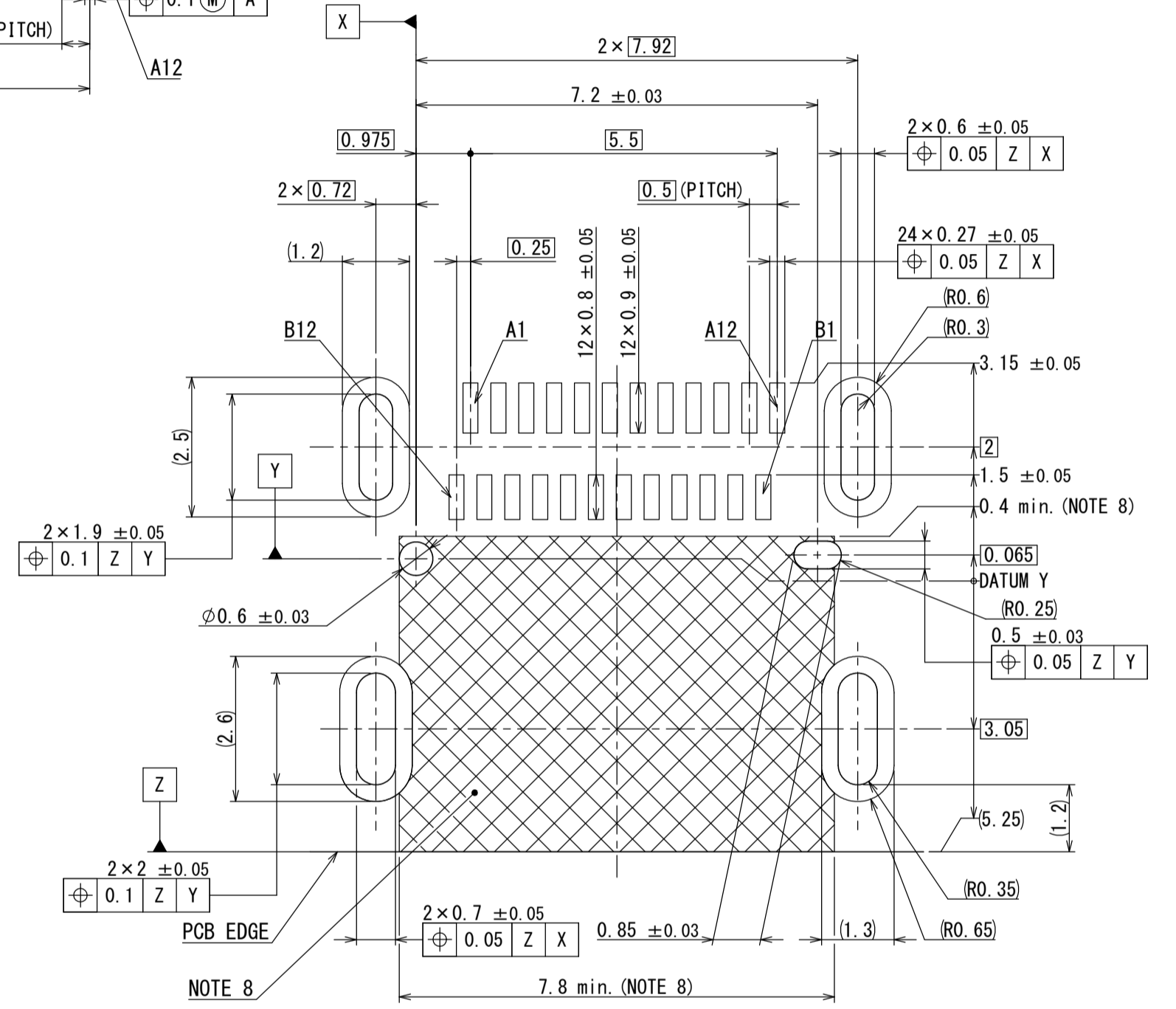
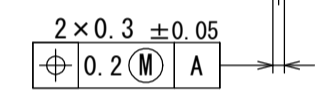
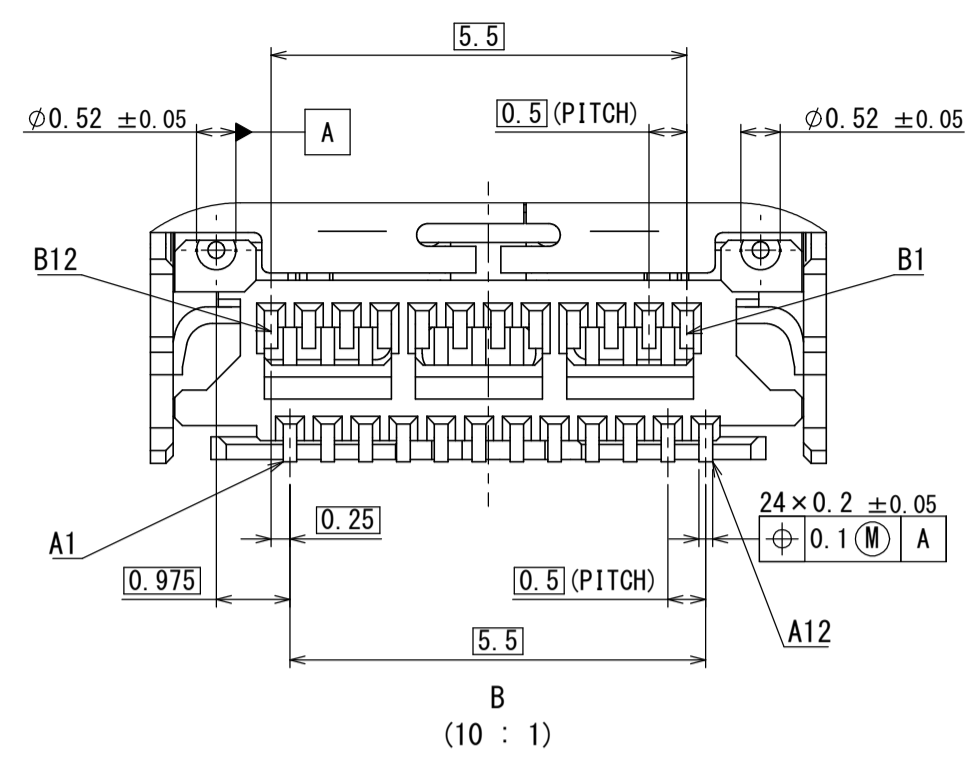


MOUNTING AND MATED CONDITION (REF.)
実装/嵌合状態図 (参考)



<SURFACE VIEW FROM CONNECTOR MOUNTING SIDE>
APPLICABLE P.C.B DIMENSION (REF.)
適合基板寸法 (参考)

- NOTE 1. THIS PRODUCT IS HALOGEN-FREE PRODUCT.
NOTE 2. COPLANARITY OF SMT TERMINAL IS 0.1 MAX.
NOTE 3. MATING DIMENSIONS CONSIST OF "Universal Serial Bus Type-C Cable and Connector Specification Revision 1.4"
NOTE 4. THE SHELL LENGTH IS LESS THAN THE 6.2MM RECOMMENDED IN THE USB STANDARD.
THE SYSTEM IMPLEMENTER IS RESPONSIBLE FOR ACHIEVING END PRODUCT RELIABILITY FOR THE MATED CONNECTOR CONDITION.
REFER TO "Universal Serial Bus Type-C Cable and Connector Specification Revision 1.4 Section 3.2.1 Note.7"
NOTE 5. METAL EXPOSED AREA SIZE COULD BE SLIGHTLY CHANGED BASED ON MOLDING PROCESS CONDITION IN EACH LOT, HOWEVER THIS WOULD NOT AFFECT CONNECTOR FUNCTION.
NOTE 6. LOT NUMBER IS MARKED AS INDICATED.

(EX) 9 9 19 1
YEAR (END OF ONE DIGIT AT CHRISTIAN ERA)
MONTH (JAN. TO SEP.: 1 TO 9, OCT.: 0, NOV.: X, DEC.: Y)
DAY (TWO-DIGITS NUMBER)
EQUIPMENT No. (NUMBER OR ALPHABET)

NOTE 7. PIN ASSIGNMENT (FRONT VIEW)

Pin No.	A1	A2	A3	A4	A5	A6	A7	A8	A9	A10	A11	A12
	GND	TX1+	TX1-	V _{BUS}	CC1	D+	D-	SBU1	V _{BUS}	RX2-	RX2+	GND
Pin No.	B12	B11	B10	B9	B8	B7	B6	B5	B4	B3	B2	B1
	GND	RX1+	RX1-	V _{BUS}	SBU2	D-	D+	CC2	V _{BUS}	TX2-	TX2+	GND

NOTE 8. NO PCB ROUTING ALLOWED IN THIS AREA.

符号 NO.	名称 DESCRIPTION	個数 QTY.	材料 MATERIAL	仕上 FINISH	備考 REMARKS
5	SHELL	1	STAINLESS STEEL	NICKEL PLATING	NICKEL : 0.5 μ m MIN.
4	INSULATOR	1	HEAT RESISTING PLASTIC	-	COLOR BLACK
3	MID PLATE	1	STAINLESS STEEL	-	-
2	CONTACT B	12	COPPER ALLOY	CONTACT AREA : GOLD OVER NICKEL	CONTACT AREA : NICKEL : 1.0 μ m MIN. GOLD : 0.1 μ m MIN.
1	CONTACT A	12	COPPER ALLOY	SOLDER TAILS : GOLD FLASH OVER NICKEL	-

仕様書 (SPECIFICATION) JACS-30353-19 JABL-30353-5	第1版 (ORIGINAL DATE) 19/SEP/2019	尺度 (SCALE) 5:1	シリーズ (SERIES) DX07	日本航空電子工業株式会社
製図 DR.	担当 CHK. Y. SHIMOMAKI	名称 (TITLE) DX07S024JA2	製図 DR.	承認 APPD. Y. YOKOYAMA
一般公差 (GENERAL TOLERANCE) 寸法 (DIMENSION): × ±0.4 ×× ±0.1 ××× ±	角度 (ANGLES) ×° ± ××' ±	承認 APPD. Y. SAITOU	承認 APPD. Y. SAITOU	図面番号 (DRAWING NO.) SJ121711
単位 (UNIT): mm		質量 (MASS)		版数 (VER.) 1