




JCASE®
Cartridge Fuses



JCASE® Shunt

JCASE® Cartridge Fuses Rated 32V

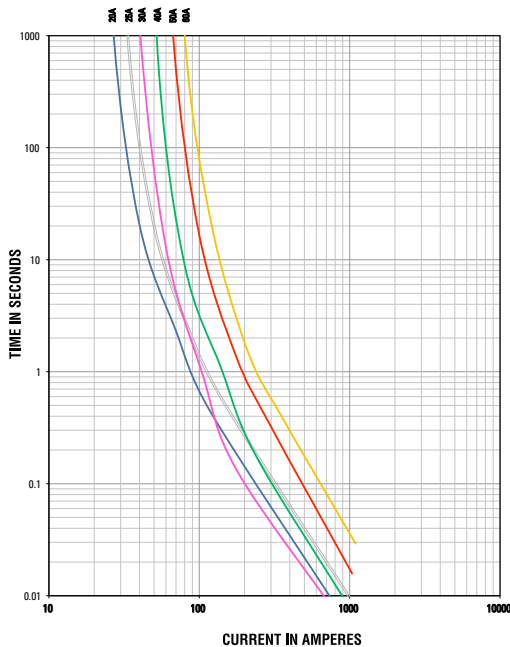
The JCASE® is a cartridge style fuse with female terminal design. JCASE® provides both increased time delay and low voltage drop to protect high current circuits. JCASE® has the ability to handle inrush currents.

Specifications

Voltage Rating:	32 VDC
Interrupting Rating:	1000A @ 32 VDC
Recommended Environmental Temperature:	-40°C to + 125°C
Housing Material:	PA66-GF13 (U.L. 94 Flammability rating – HB)
Housing Material (60A):	PA66-GF13HS (U.L. 94 Flammability rating – HB)
Housing Material (SHUNT):	PA66
Cover Material:	PC (U.L. 94 Flammability rating – HB)
New Weight Per Fuse:	3.8g ±10%
Insertion Force:	53N max. (12 lb.)
Extraction Force:	9N min. (2 lb.)
Complies with:	SAE 2741, ISO 8820-4



Time-Current Characteristic Curves



Ordering Information

Part Number	Rating	Package Size
0495xxx.ZXA	20 - 60	2200
0495xxx.UXA	20 - 60	500
0495xxx.TXA	20 - 60	10
0495900.Z	SHUNT	2200
0495900.X	SHUNT	1

Time-Current Characteristics

% of Rating	Opening Time Min / Max (s)
110	360,000 / ∞
135	60 / 1800
200	4 / 60
350	0.2 / 7
600	0.04 / 1

Ratings

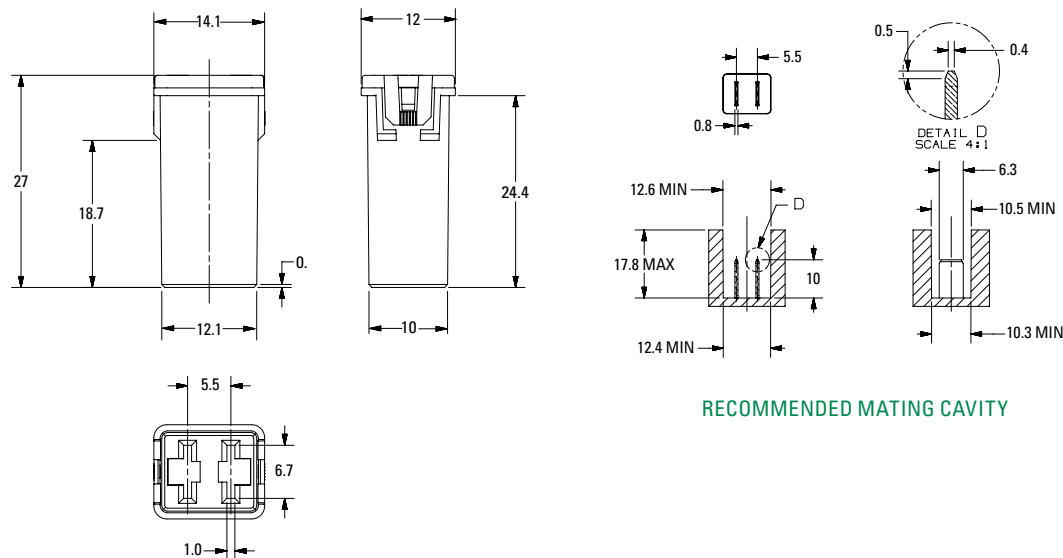
Part Number	Current Rating (A)	Housing Material Color	Test Cable Size (mm²)	Typ. Voltage Drop (mV)	Typ. Cold Resistance (mΩ)	Typ. I²t (A²s)
0495020_	20	Blue	4	106	4.29	1,700
0495025_	25	White	4	101	3.28	3,200
0495030_	30	Pink	4	91	2.12	1,500
0495040_	40	Green	4	87	1.30	3,700
0495050_	50	Red	6	88	0.99	8,800
0495060_	60	Yellow	6	87	0.76	19,500
0495900_	SHUNT	Black	-	-	-	-

The typical I²t is an average value calculated from the breaking capacity tests by using the melting time before the arcing occurs.

JCASE® Cartridge Fuses Rated 32V

Dimensions

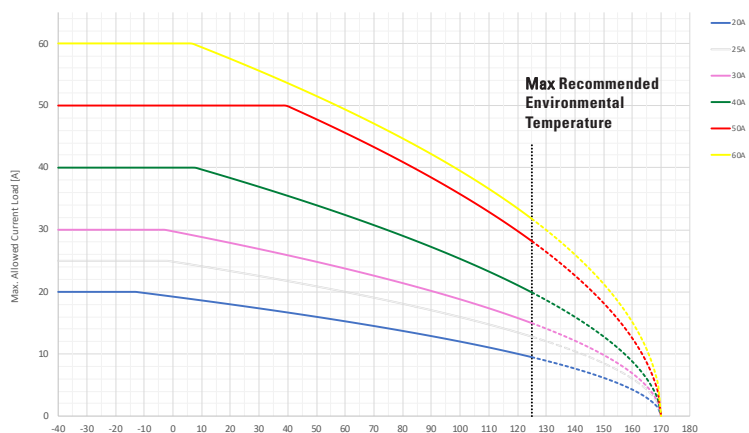
Dimensions in mm for reference only. See outline drawing for dimensions and tolerances.



Typical Derating of Fuse Melting Element

Temperature Security Margin is 20%

Please contact Littelfuse® for Details Regarding Derating Test Set-Up.



Temperature Table

	max. allowed current load [A] at ambient temperature (typical derating)						
	-40°C	0°C	20°C	65°C	85°C	110°C	125°C
20A	20	20	20	17	15	12	10
25A	25	25	25	20	18	15	13
30A	30	30	30	28	25	21	18
40A	40	40	40	37	33	27	23
50A	50	50	49	40	36	29	25
60A	60	60	60	51	46	38	33

SHUNT Maximum Continuous Load: 50A

Derating curves may change depending on the final condition of the application (terminals characteristics, wire size etc.). Please ask Littelfuse for more information.

REV 11042021

Littelfuse® products are not designed for, and shall not be used for, any purpose (including, without limitation, automotive, military, aerospace, medical, life-saving, life-sustaining or nuclear facility applications, devices intended for surgical implant into the body, or any other application in which the failure or lack of desired operation of the product may result in personal injury, death, or property damage) other than those expressly set forth in applicable Littelfuse® product documentation. Warranties granted by Littelfuse® shall be deemed void for products used for any purpose not expressly set forth in applicable Littelfuse® documentation. Littelfuse® shall not be liable for any claims or damages arising out of products used in applications not expressly intended by Littelfuse® as set forth in applicable Littelfuse® documentation. The sale and use of Littelfuse® products is subject to Littelfuse Terms and Conditions of Sale, unless otherwise agreed by Littelfuse®.