



Relays & Contactors > Relays > Power Relays



Power Relay Type: **Industrial Panel Plug-In**
Coil Magnetic System: **Monostable, DC**
Coil Power Rating DC: **410 mW**
Coil Resistance: **360 Ω**
Coil Special Features: **Electrical Indicator, LED, UL Coil Insulation Class F**

Features

Product Type Features

Power Relay Type	Industrial Panel Plug-In
------------------	--------------------------

Electrical Characteristics

Insulation Initial Dielectric Between Coil & Contact Class	4000 V
Insulation Initial Dielectric Between Contacts & Coil	4000 Vrms
Actuating System	DC
Insulation Initial Dielectric Between Open Contacts	1000 Vrms
Contact Limiting Making Current	30 A
Contact Limiting Short-Time Current	300 A
Contact Limiting Continuous Current	16 A
Insulation Creepage Class	5.5 – 8 mm
Coil Power Rating Class	400 – 500 mW
Insulation Initial Dielectric Between Adjacent Contacts	2500 Vrms
Insulation Creepage Between Contact & Coil	8 mm[.315 in]
Contact Limiting Breaking Current	16 A
Coil Magnetic System	Monostable, DC
Coil Power Rating DC	410 mW
Coil Resistance	360 Ω
Coil Special Features	Electrical Indicator, LED, UL Coil Insulation Class F
Coil Voltage Rating	12 VDC



Contact Switching Load (Min)	10mA @ 12V
Contact Switching Voltage (Max)	400 VAC
Contact Voltage Rating	240 VAC

Body Features

Insulation Special Features	5000V Initial Surge Withstand Voltage between Contacts & Coil, Tracking Index of Relay Base PTI175
Product Weight	16 g[.565 oz]

Contact Features

Contact Arrangement	1 Form C (CO)
Contact Current Class	16 A
Contact Current Rating (Max)	16 A
Contact Material	AgNi90/10
Contact Number of Poles	1

Dimensions

Length Class (Mechanical)	25 – 30 mm
Insulation Clearance Class	5 – 8 mm
Height Class (Mechanical)	25 – 30 mm
Insulation Clearance Between Contact & Coil	8 mm[.315 in]
Width Class (Mechanical)	12 – 16 mm
Product Width	13 mm[.512 in]
Product Length	29 mm[1.142 in]
Product Height	25.6 mm[1.008 in]

Usage Conditions

Environmental Ambient Temperature Class	50 – 70 °C
Environmental Ambient Temperature (Max)	70 °C[158 °F]
Operating Temperature Range	-40 – 70 °C

Packaging Features

Packaging Method	Tube
------------------	------

Product Compliance

For compliance documentation, visit the product page on [TE.com](#)>

EU RoHS Directive 2011/65/EU	Compliant
------------------------------	-----------



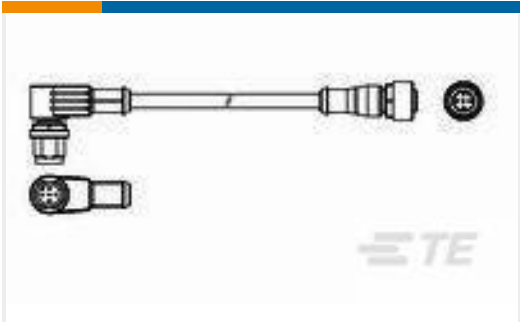
EU ELV Directive 2000/53/EC	Compliant
China RoHS 2 Directive MIIT Order No 32, 2016	No Restricted Materials Above Threshold
EU REACH Regulation (EC) No. 1907/2006	Current ECHA Candidate List: JAN 2024 (240) Candidate List Declared Against: JAN 2023 (233) Does not contain REACH SVHC
Halogen Content	Not Low Halogen - contains Br or Cl > 900 ppm.
Solder Process Capability	Not applicable for solder process capability

Product Compliance Disclaimer


This information is provided based on reasonable inquiry of our suppliers and represents our current actual knowledge based on the information they provided. This information is subject to change. The part numbers that TE has identified as EU RoHS compliant have a maximum concentration of 0.1% by weight in homogenous materials for lead, hexavalent chromium, mercury, PBB, PBDE, DBP, BBP, DEHP, DIBP, and 0.01% for cadmium, or qualify for an exemption to these limits as defined in the Annexes of Directive 2011/65/EU (RoHS2). Finished electrical and electronic equipment products will be CE marked as required by Directive 2011/65/EU. Components may not be CE marked. Additionally, the part numbers that TE has identified as EU ELV compliant have a maximum concentration of 0.1% by weight in homogenous materials for lead, hexavalent chromium, and mercury, and 0.01% for cadmium, or qualify for an exemption to these limits as defined in the Annexes of Directive 2000/53/EC (ELV). Regarding the REACH Regulation, the information TE provides on SVHC in articles for this part number is based on the latest European Chemicals Agency (ECHA) 'Guidance on requirements for substances in articles' posted at this URL: <https://echa.europa.eu/guidance-documents/guidance-on-reach>

Also in the Series


Customers Also Bought




TE Part #1-2273120-5
M12 angled plug to M12 strgt socket AA




TE Part #2821224-7
SFP28 DIRECT ATTACH CA, 4M, 26AWG




TE Part #1623723-2
SBCH 15 1K5 5%




TE Part #2-2364686-8
AVH22 FLT SS LK RNG R&B 24V16A




TE Part #1-2329389-1
PB OFF/ON FC YLW M1 TERM WHI LED IP68 50



TE Part #6-2176363-0
RQ 0402 1K78 0.1% 10PPM 5K RL



TE Part #2127933-1
C/A, SFP+, GENERIC, 0.5M



TE Part #1-1393122-8
KHAU-11D18-24=KH



TE Part #3-2027011-9
KRPA-11DGF-125=RELAY, 10A, 2C,
AGCDO, GOLD F



TE Part #YDTS26F13-04SEV001
PLUG ASSY

Documents

CAD Files

3D PDF

3D

Customer View Model

ENG_CVM_CVM_1887102-6_A.2d_dxf.zip

English

Customer View Model

ENG_CVM_CVM_1887102-6_A.3d_igs.zip

English

Customer View Model

ENG_CVM_CVM_1887102-6_A.3d_stp.zip

English

By downloading the CAD file I accept and agree to the [Terms and Conditions](#) of use.

Datasheets & Catalog Pages

Interface Plug-in Relay XT

English

Accessories - Power Relay XT

English

Product Specifications

Definitions General Purpose Relays

English

Agency Approvals

VDE Certificate

English