C TJS-108HC

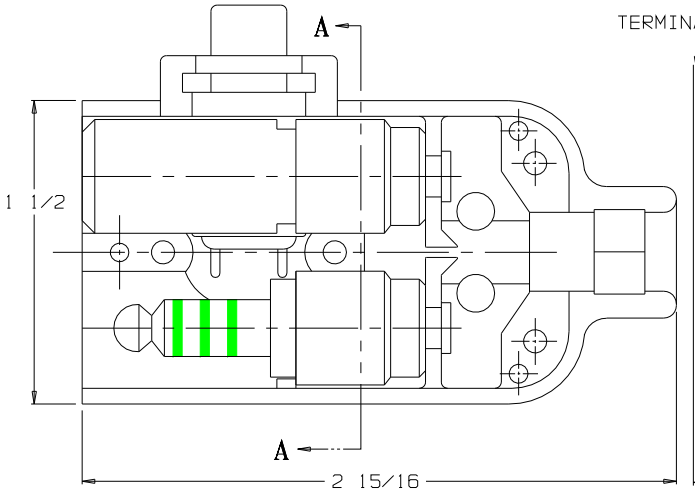

VIEW WITH HALF SHELL REMOVED

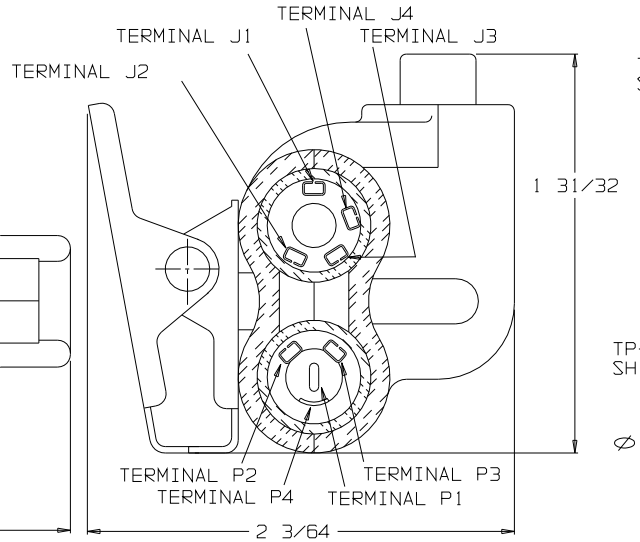

SECTION A-A

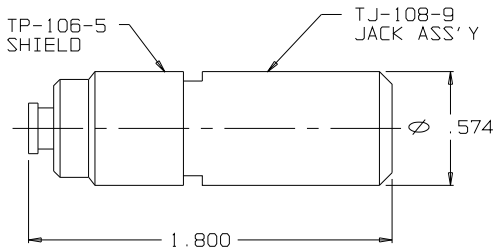

TJ-108-10 JACK & SHIELD ASSEMBLY

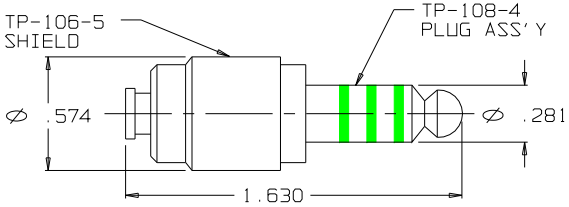

TP-108-6 & PLUG & SHIELD ASSEMBLY

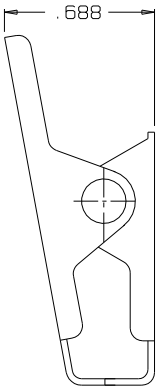

CLIP ASSY
TJS-104-3A

A1

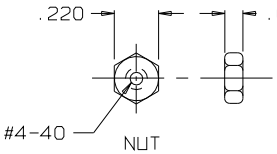

NUT
TJ-106-14
(2 REQ'D)

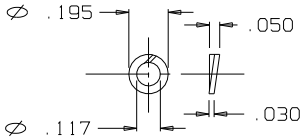

WASHER, LOCK
TJ-106-13
(4 REQ'D)

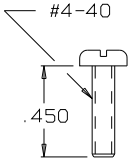

SCREW
TJ-106-12
(2 REQ'D)

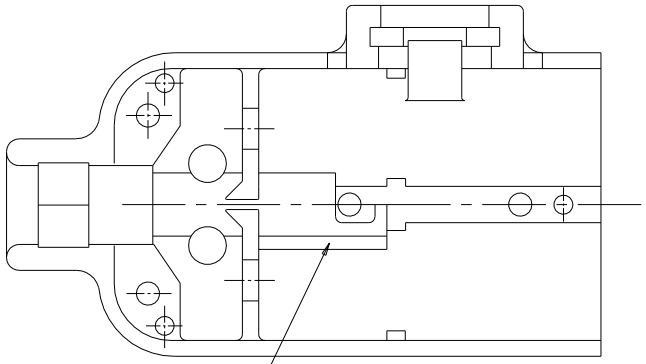

CHANNEL FOR SWITCH LEADS

SHELL, HALF TJS-106-1HC

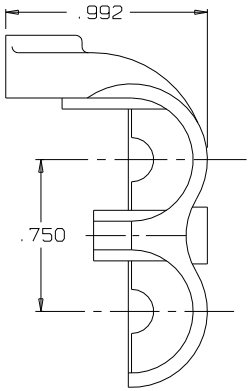

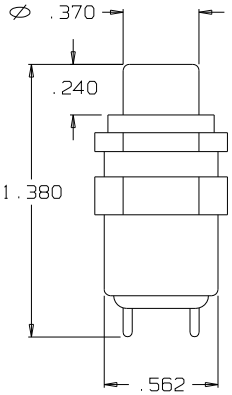

SWITCH
NX301LB1B

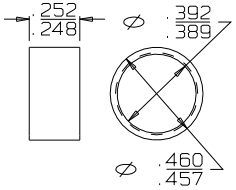

RING, STRAIN RELIEF
TJSS-106-12

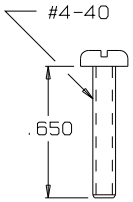

SCREW
TJS-106-19
(2 REQ'D)

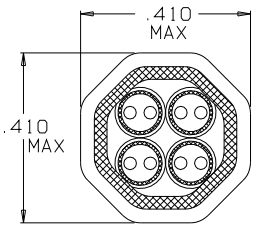

SECTION B-B

B

STRAIN RELIEF
CLAMP TJSS-106-12
AFTER CRIMPING
USE DANIELS HX4 CRIMP
TOOL AND Y146 DIE SET
SCALE 4:1

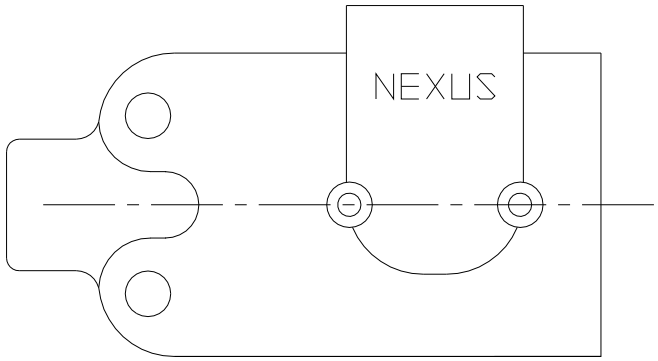

SHELL, HALF TJS-108-2HC

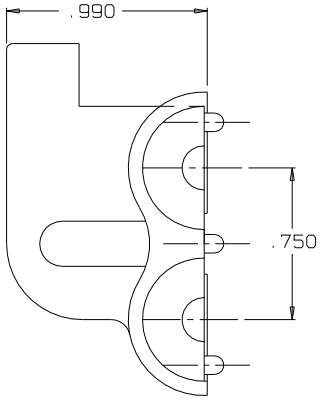

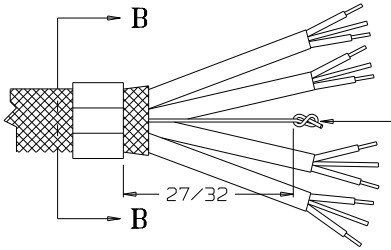

STAY CORD-VARNISH KNOT

THIS DOCUMENT CONTAINS PROPRIETARY INFORMATION OF NEXUS, INCORPORATED AND SUCH INFORMATION MAY NOT BE DISCLOSED TO OTHERS FOR ANY PURPOSE OR USED FOR ANY PURPOSE WITHOUT THE WRITTEN CONSENT OF NEXUS.

LET.	REVISION	CN #	DATE	CHK.
B	ADD DANIELS HX4 CRIMP TOOL AND Y146 DIE SET	026	9/18/09	GPH
A	INITIAL RELESE	ERN 024	8/19/03	EWT

DWN. BY EWT	DATE 3/15/02	MATERIAL ———	
CHECKED BY	DATE	FINISH ———	
APPR. BY	DATE	WEIGHT ———	SCALE 2:1

UNLESS OTHERWISE SPECIFIED DIMENSIONS ARE IN INCHES
TOLERANCES ON
FRACTIONS DECIMALS ANGLES
+/- 1/64 +/-.005 ——

TITLE
JACK-TELEPHONE-BIAXIAL
SHIELDED (8) CONDUCTOR
WITH SWITCH / HEX CRIMP

DO NOT SCALE DWG. SHEET 1 OF 1

NEXUS
STAMFORD, CONN

SIZE C DWG. NO. TJS-108HC