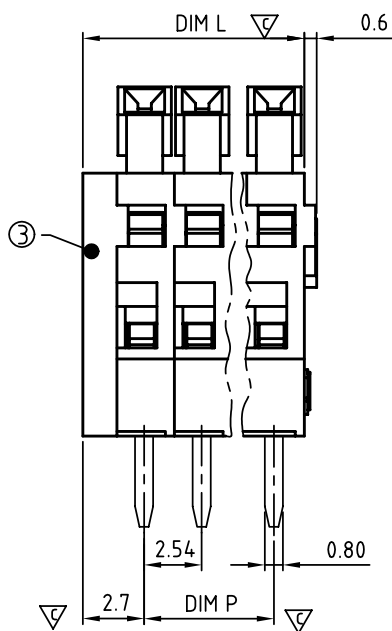
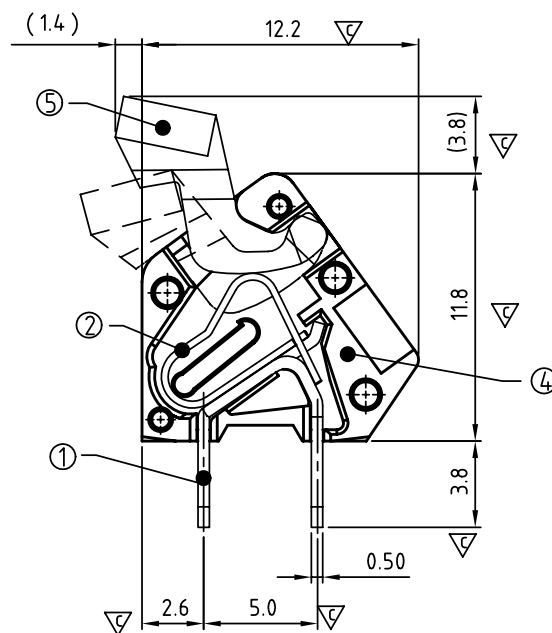


P.C.B LAYOUT



N=Number of poles



Dimension

DIM L	$N \times 2.54 + 1.5$
DIM P	$(N-1) \times 2.54$

N=Number of poles

POLES	DIM L	DIM P
2p-8p	$\pm 0.15$	$\pm 0.15$
9p-12p	$\pm 0.25$	$\pm 0.20$



SIGN	DATE	DESCRIPTION	APPROVER
△	01/27'07	The soldering temperature from 245° to 250°	Aaron
△	12/13'10	The operating temperature from -30°C to +105°C to -40°C to +115°C	Runner
△	12/13'10	The color is changed	Runner
△	05/05'12	Lever material is changed	Runner

THIS IS CAD DRAWING, DO NOT REVISE MANUALLY!!!

### Material

- Item ① Solder Pin(Contact pin) : Brass ,Tin plated
- Item ② Spring clamp : Stainless steel
- Item ③ Terminal cover: Thermoplastic ( UL94V-0 )
- Item ④ Terminal housing: Thermoplastic ( UL94V-0 )
- Item ⑤ Lever: Thermoplastic ( UL94 HB )

### Electrical cULus

- Voltage rating:150V
- Current rating:4A
- Wire range:
- Solid wire(AWG):22-28
- Stranded wire(AWG):22-28
- Wire strip length:6-7mm
- Withstanding Voltage:1.3KV
- Operating temperature:-40°C to +115°C
- Soldering temperature:250°C $\pm$ 10°C/5 Sec
- Safety approval : 
- Critical dimension: 

HE xx 50 x 0 xxxx G

RoHS compliant  
(lead<4%)  
In copper Alloy

Poles  
02 2 POLES  
03 3 POLES  
...  
12 12 POLES

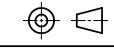
0 Black(RAL9005)  
3 Orange(RAL2011/P)△  
5 Green(RAL6018/T)  
6 Blue(RAL5015/A)  
8 Grey (RAL7004/P)

0000 Standard @ Logo  
000A Standard ANY Logo  
Any special item by  
customer request,  
please contact sales  
department.

# ANYTEK

## CUSTOMER COPY

ALL RIGHTS RESERVED. REPRODUCTION OR ISSUE TO THIRD PARTIES IN ANY FORM WHATEVER IS NOT PERMITTED WITHOUT WRITTEN AUTHORITY FROM THE PROPRIETOR. PROPERTY OF ANYTEK TECHNOLOGY CO., LTD

TITLE		HE 2.54 series With lever			
PART NO.	HExx50x0xxxxG			DWG NO.	8HE0101
APPROVED	CHECKED	DESIGNED	DRAWN	CUST NO.	
		Runner 2012.05.05	Aaron 2007.01.27		UNIT: mm
					SCALE: NONE
				SHEET: 01/01	REV: F
				Tolerance	
X. ±0.50					
X.X ±0.30					
X.XX ±0.10					
X° ±1°					