THIS DRAWING IS UNPUBLISHED. RELEASED FOR PUBLICATION 20
© COPYRIGHT 20 BY TYCO ELECTRONICS CORPORATION. ALL INTERNATIONAL RIGHTS RESERVED.

LOC	DIST
-	-

REVISIONS

P	LTR	DESCRIPTION	DATE	DWN	APVD
	A	INITIAL RELEASE	7JAN2013	D.S	A.C
	B	PER ECR-13-008109	21MAY2013	D.S	M.Y
	C	PER ECR-15-012191	21AUG2015	D.S	F.Y
	D	PER ECO-18-007505	15MAY2018	D.S	H.L

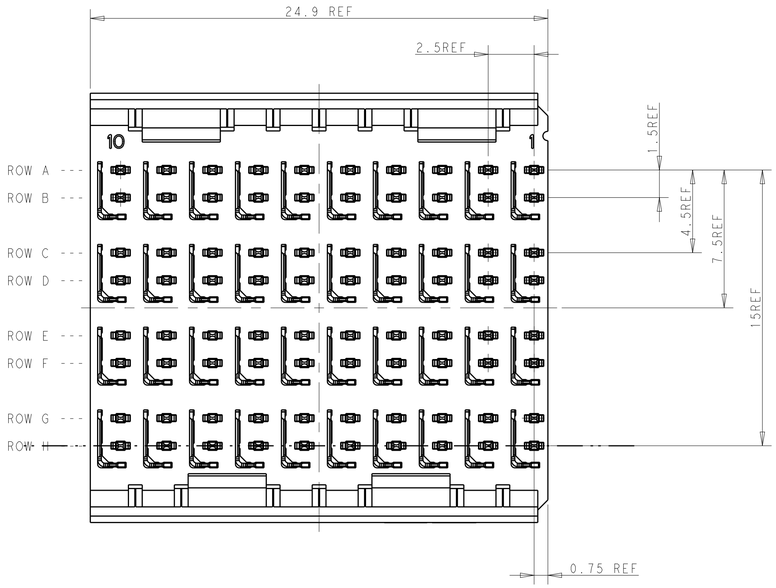

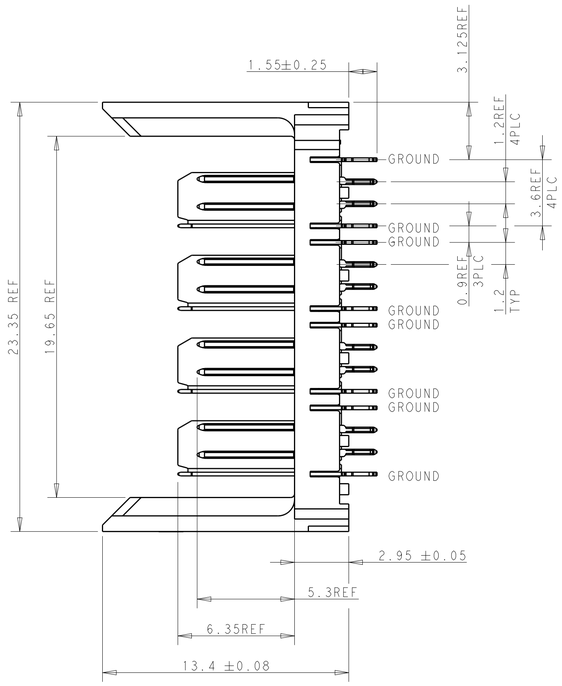

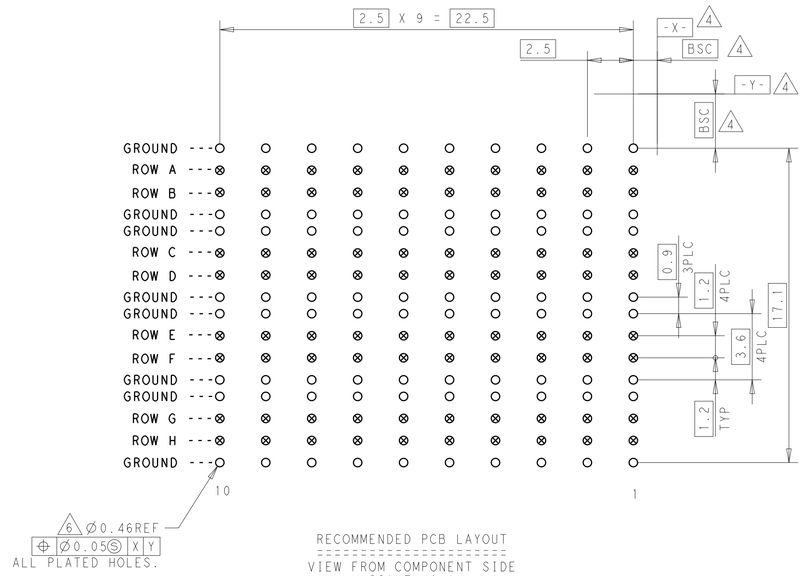

RECOMMENDED PCB LAYOUT
VIEW FROM COMPONENT SIDE
SCALE 6:1

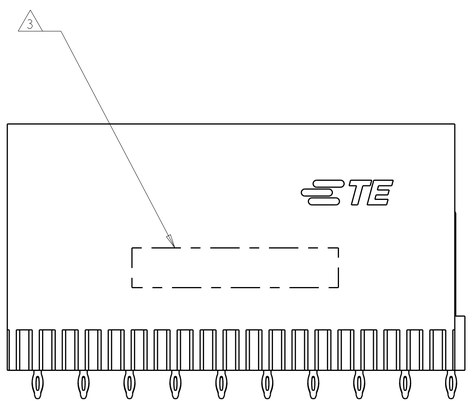

1. MATERIAL:
   CONTACT AND SHIELD: PHOSPHOR BRONZE
   HOUSING: THERMALPLASTIC,UL 94V-0
2. FINISH: SIGNAL AND GROUND CONTACTS:
   MATING AREA: MEETS THE PERFORMANCE REQUIREMENTS OF PRODUCT SPECIFICATION 108-2055-1; BASED ON TELCORDIA GR-1217-CORE, APPLICATIONS IN UNCONTROLLED ENVIRONMENTS
   COMPLIANT PIN AREA: 0.5 um MIN MATTE TIN OVER BASE PLATING
3. CONNECTOR MARKED WITH PART NUMBER AND DATE CODE
4. DATUMS AND BASIC DIMENSIONS ESTABLISHED BY CUSTOMER
5. FINISH: SIGNAL AND GROUND CONTACTS:
   0.76um MIN. GOLD PLATING
   COMPLIANT PIN AREA: 0.5 um MIN MATTE TIN OVER BASE PLATING
6. CONTACT AREA LUBRICATED WITH BELLCORE APPROVED LUBRICANT. TECHNICAL REFERANCE: GR-1217-CORE, ISSUE 1, NOVEMBER 1995.
7. RECOMMENDED THRU HOLE DIAMETER AND PLATING THICKNESSES PLEASE REFER TO APPLICATION SPEC 114-13059

5	2170330-2
2	2170330-1
FINISH	PART NO.

THIS DRAWING IS A CONTROLLED DOCUMENT FOR TYCO ELECTRONICS CORPORATION. IT IS SUBJECT TO CHANGE AND THE CONTROLLING ENGINEERING ORGANIZATION SHOULD BE CONTACTED FOR THE LATEST REVISION.

DIMENSIONS: mm

TOLERANCES UNLESS OTHERWISE SPECIFIED:
0 PLC ±
1 PLC ±
2 PLC ±0.20
3 PLC ±
4 PLC ±
ANGLES ±

MATERIAL - 1
FINISH - 2

DWN 23APR2012 DAVID SHEN
CHK 23APR2012 SANDERS YAN
APVD 23APR2012 ALEX CAI
PRODUCT SPEC 108-2055-1
APPLICATION SPEC 114-13059
WEIGHT -

TE CONNECTIVITY

NAME: ASSEMLBY DRAWING
4 PAIR,10 COLUMN,VERTICAL
HM ZD+,HEADER

SIZE A1 | CAGE CODE | DRAWING NO C-2170330 | RESTRICTED TO

CUSTOMER DRAWING | SCALE 6:1 | SHEET 1 OF 1 | REV D

4805 (2/09)