THIS DRAWING IS UNPUBLISHED. RELEASED FOR PUBLICATION -,- .
© COPYRIGHT - By - ALL RIGHTS RESERVED.

LOC	DIST
AF	50

REVISIONS

P	LTR	DESCRIPTION	DATE	DWN	APVD
	K	REVISED PER ECR-13-005733	22AUG2013	KH	PD

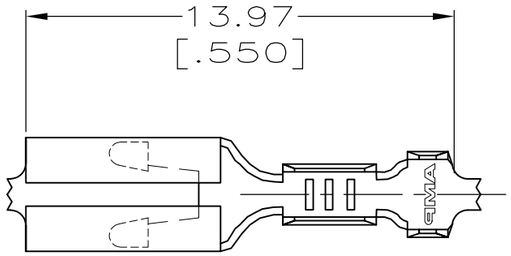

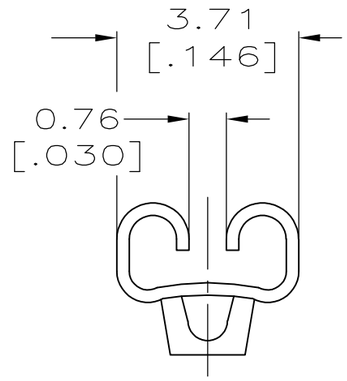

VIEW A-A
SCALE 8:1

1. CONTINUOUS STRIP ON REELS.
2. MATING TAB THK TO BE 0.81±0.025 [.032±.001].
3. WIRE SIZE IS [#24-#20] AWG.
4. INSULATION RANGE IS 1.27-2.03 [.050-.080] DIA.

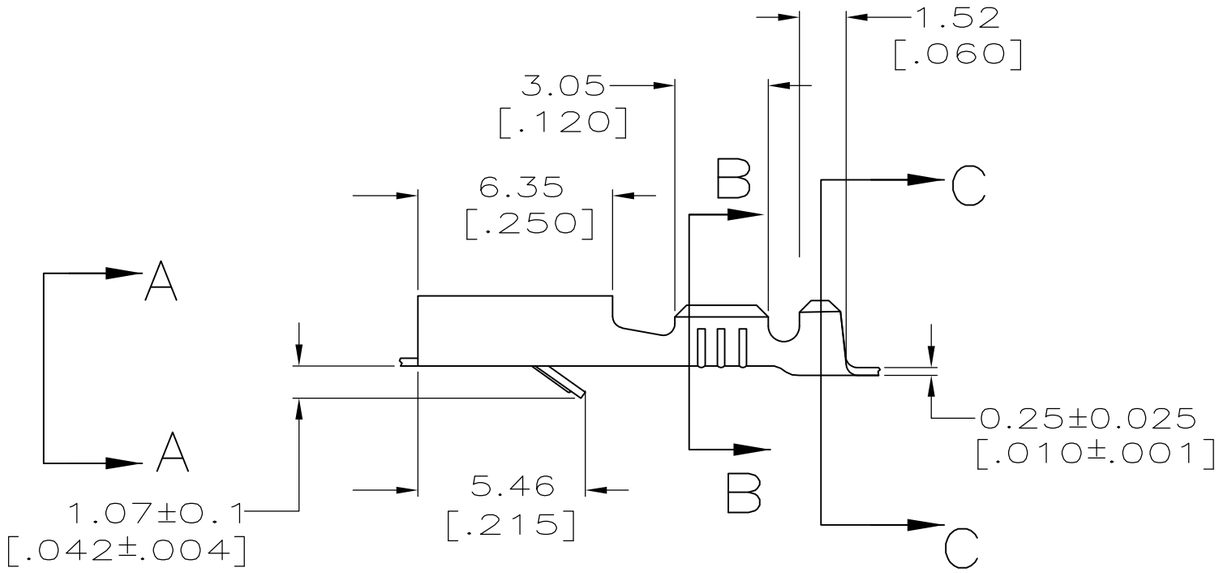

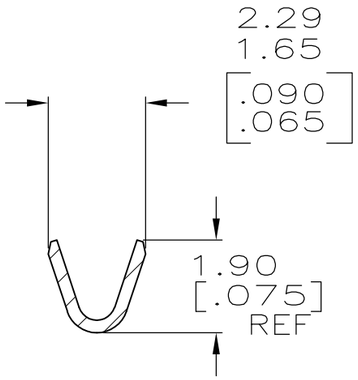

SECTION B-B
SCALE 8:1

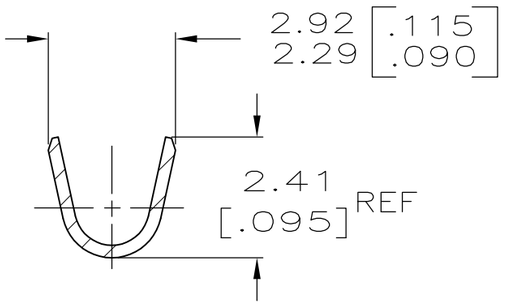

SECTION C-C
SCALE 8:1

-	1217281-3
PRE-TIN	1217281-2
0.002032 [.000080] MIN TIN	~~1217281-1~~
FINISH	PART NO.

OBSOLETE

F	2.29 [.090]	3.96 [.156]	F	1.40 [.055]	1.02[.040]	[#20]
					0.91[.036]	[#22]
					0.84[.033]	[#24]
TYPE	WIDTH	STRIP LENGTH ±0.38 ±[.015]	TYPE	WIDTH	±.051[±.002] HEIGHT	WIRE
INSUL BARREL CRIMP			WIRE BARREL CRIMP			

THIS DRAWING IS A CONTROLLED DOCUMENT.

DIMENSIONS: mm[INCHES]

TOLERANCES UNLESS OTHERWISE SPECIFIED:
0 PLC ± -
1 PLC ± -
2 PLC ± 0.38 [.015]
3 PLC ± -
4 PLC ± -
ANGLES ± -

MATERIAL: BRASS
FINISH: SEE TABLE

DWN JR RUTH 29NOV99
CHK MS FEHER 29NOV99
APVD D BRATINA 29NOV99
PRODUCT SPEC —
APPLICATION SPEC 114-2065
WEIGHT —

TE Connectivity

NAME: RECEPTACLE, FASTIN-FASTON, 2.79 [.110] SERIES
—

SIZE	CAGE CODE	DRAWING NO	RESTRICTED TO
A3	00779	C-1217281	—

CUSTOMER DRAWING | SCALE 5:1 | SHEET 1 OF 1 | REV K

1470-19 (3/11)