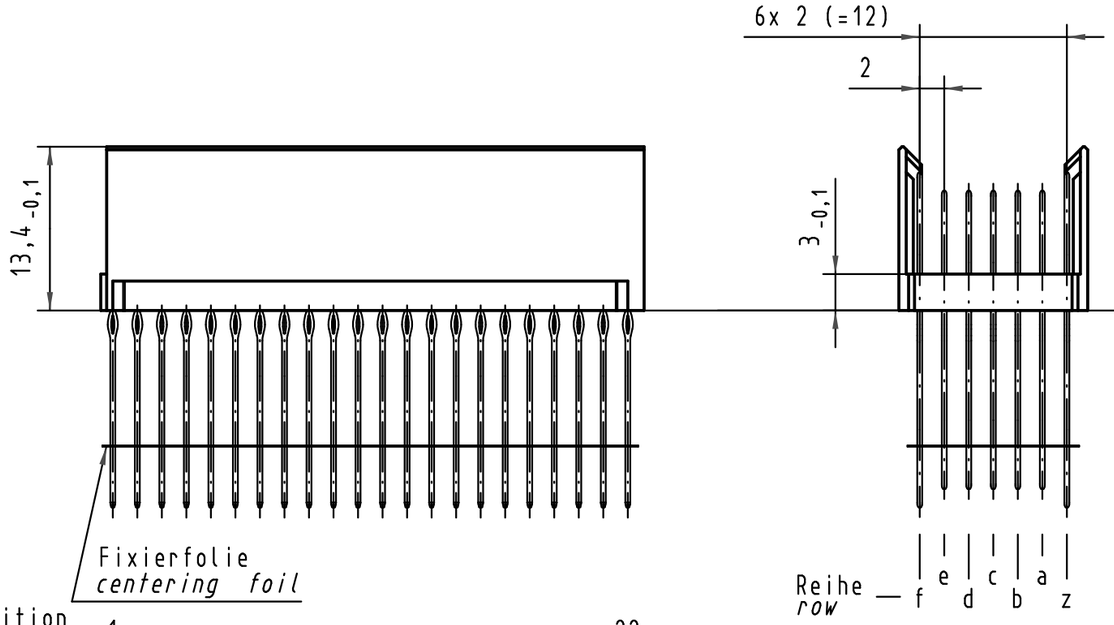

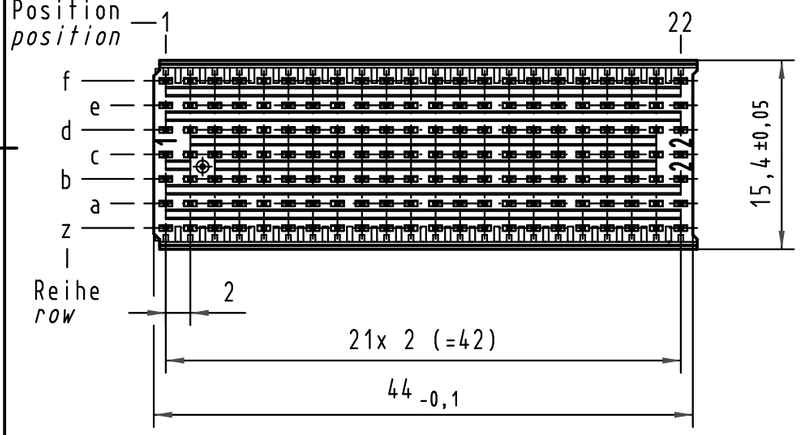

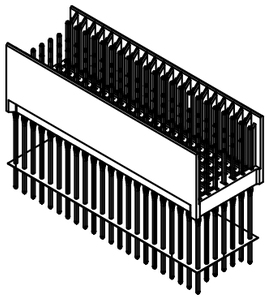

Kontakt-Maße
contact dimensions

(Längen der Steck- und Anschlußseite gelten für eingepreßte Steckverbinder)
(mating and termination length of contacts apply to pressed in connectors)

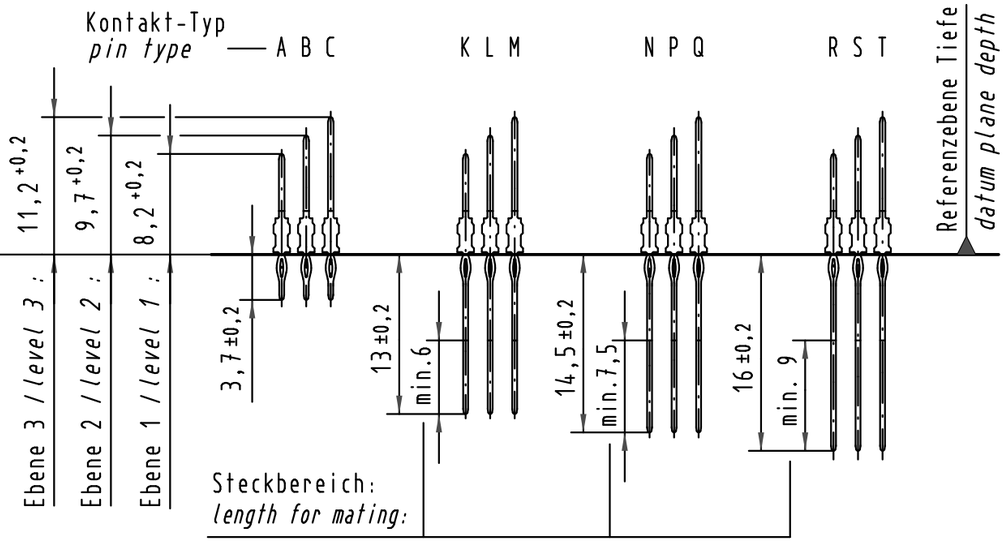

Kontaktbelegung
contact loading

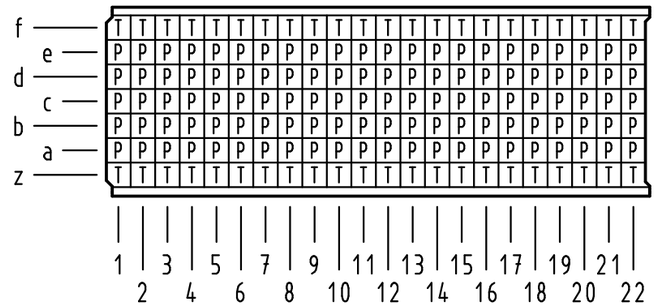

Lochbild
board drillings

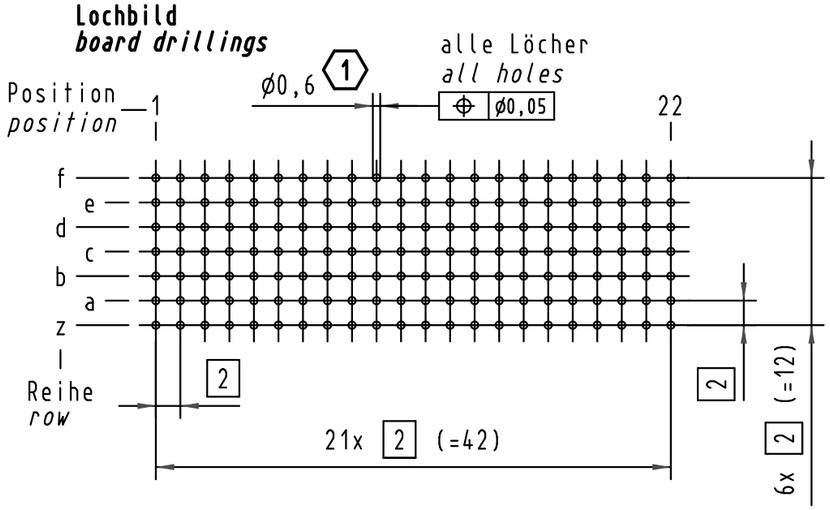

1 Empfohlener Lochaufbau und weitere Informationen siehe: DS 17 00 110 0101
recommended configuration of plated through holes and further information see: DS 17 00 110 0101

17 04 154 4007	S4
17 04 154 2007	2
17 04 154 1007	1
Bestell-Nr. *part-no.*	Anforderungsstufe *performance level* 1

All Dimensions in mm
Original Size DIN A 3

Techn. Character.

Mod.	Dat.	Name		Dat.	Name
35965	05.01.10	Hage.	Detail.	13.08.99	Hl.
35560	20.08.09	Hage.	Insp.	13.08.99	Pa.
34337	12.06.07	Hage.	Stand.		
28996	02.03.01	Hl.			
26805					

Maßstab/*Scale* 2 : 1

Nicht tolerierte Maße/*Free size tolerances*
IEC 61076-4-101

har-bus HM Messerleiste Typ B-22
154pol.,Anschlußl. 14,5mm und 16mm
har-bus HM male connector type B-22
154pol.,term. length 14,5mm and 16mm

HARTING Electronics GmbH & Co. KG
D-32339 ESPELKAMP

TB 17 04 154 x007

Blatt/*page*

Sub.

Alle Rechte vorbehalten/ *All rights reserved*