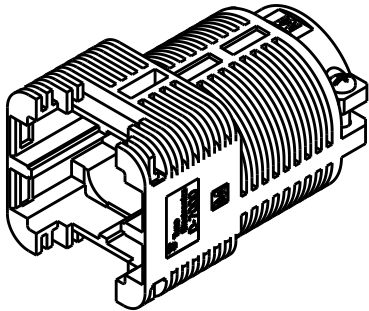
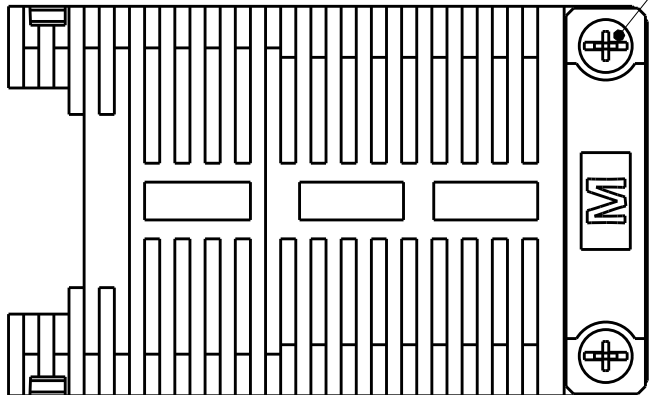


LOC	DIST	REVISIONS					
		P	LTR	DESCRIPTION	DATE	DWN	APVD
J	-		D	REVISED	07JAN2013	H. U	N. Y

CLAMP COVER ASSY



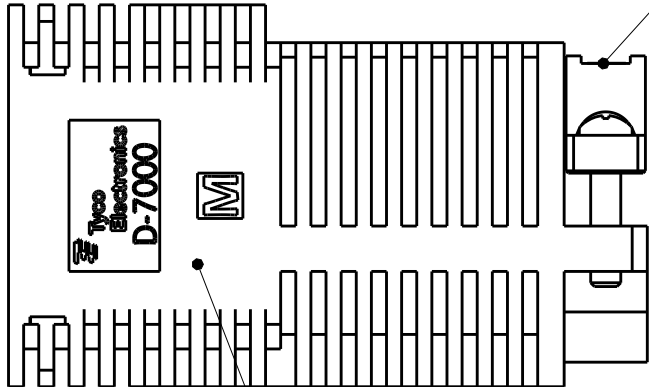
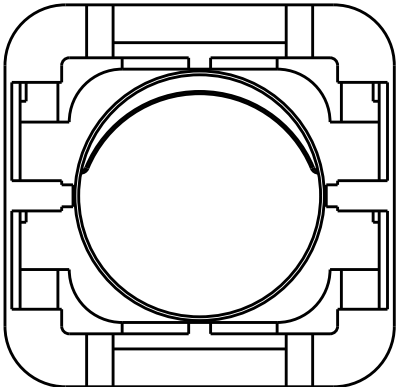
SCALE 1:2



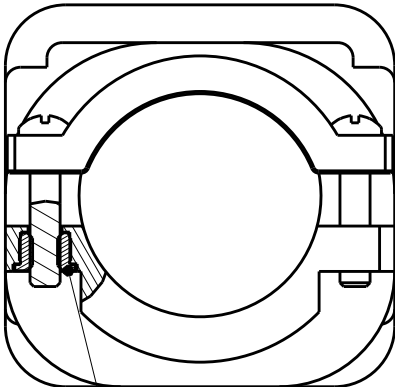
SCREW M4
STEEL
(FINISH: BLACK OXIDE)



CLAMP SADDLE HSG
GF THERMOPLASTIC 94V-0



CLAMP COVER HSG
GF THERMOPLASTIC 94V-0



INSERT NUT M4
BRASS



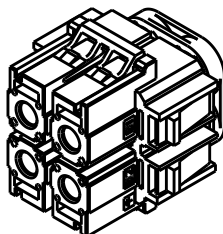
1. THE SHAPE, SIZE AND POSITION OF THE CHARACTER SHOW THE OUTLINE.
THEY DON'T SHOW DETAILS.
2. CONTACT OUR SALES ABOUT ANOTHER KEYING PRODUCT.
- △3 MATERIAL.
- △4 FINISH.

AS SHOWN : 1-2069313-1

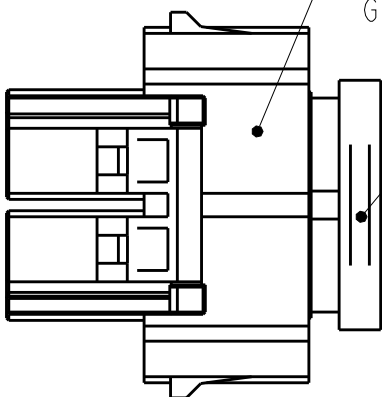
APPLICATED CABTIRE CABLE
INSULATION DIA
SIZE S : Ø19~25
SIZE M : Ø25~31

APPLICATED SOCKET CONTACTS
1871132-*

SOCKET HSG ASSY



SCALE 1:2



SOCKET BODY HSG
GF THERMOPLASTIC 94V-0



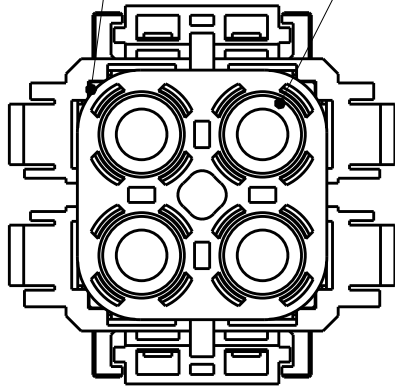
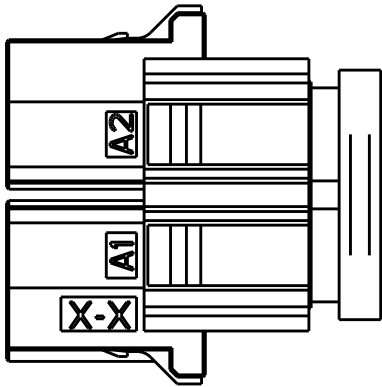
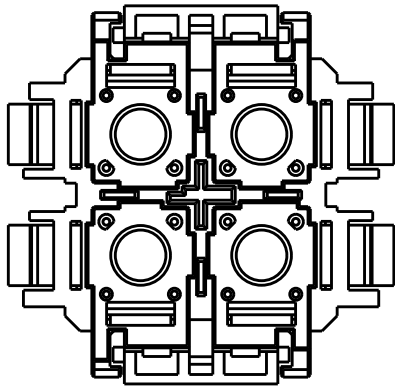
CYLINDER HSG
GF THERMOPLASTIC 94V-0



PLATE COVER HSG
GF THERMOPLASTIC 94V-0



RETENTION PLATE
STAINLESS STEEL



THIS DRAWING IS A CONTROLLED DOCUMENT.	
DIMENSIONS: mm	TOLERANCES UNLESS OTHERWISE SPECIFIED: ±1.0, ±5°
	0-PLC ±
	1-PLC ±0.1
	2-PLC ±0.01
	3-PLC ±0.001
	4-PLC ±0.0001
MATERIAL △3	FINISH △4

DWN M. MAEBASHI	31JUL2010
CHK N. YAMASAKI	31JUL2010
APVD N. YAMASAKI	31JUL2010
PRODUCT SPEC	108-78470
APPLICATION SPEC	114-5452
WEIGHT	-
CUSTOMER DRAWING	

XX	25~31	1-2069313-1
XX	19~25	2-2069313-1
KEY	APPLICATED INSULATION DIA	PART NO



NAME DYNAMIC D7000 SERIES DYNA-CLAMP KIT 7100 TYPE			
SIZE A3	CAGE CODE 00779	DRAWING NO C-2069313	RESTRICTED TO -
SCALE 1:1		SHEET 1 OF 2	REV D

LOC
J

DIST
-

REVISIONS

P

LTR

DESCRIPTION

DATE

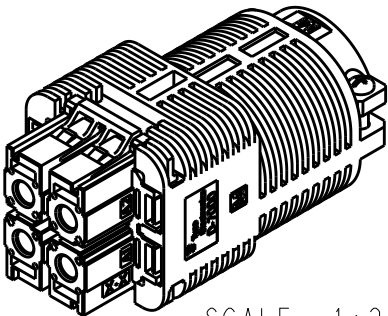
DWN

APVD

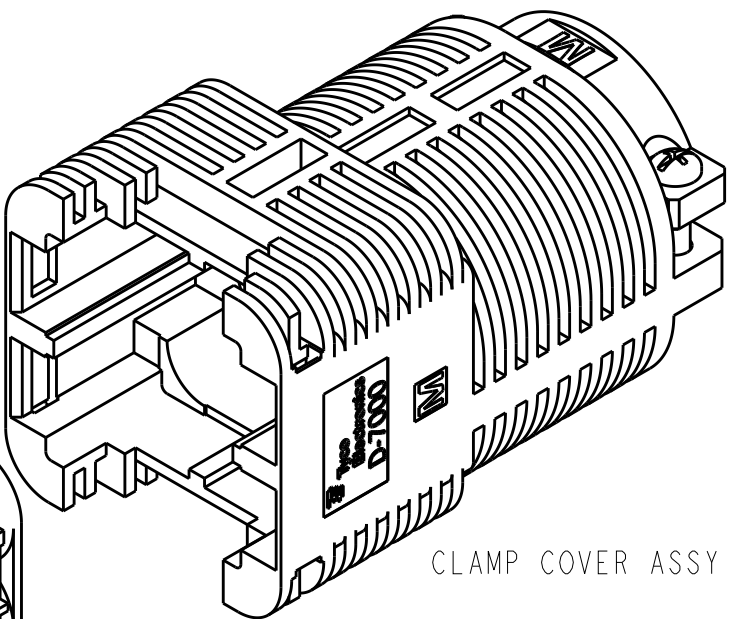

SEE SHEET 1 OF 2

AS SHOWN : 1-2069313-1

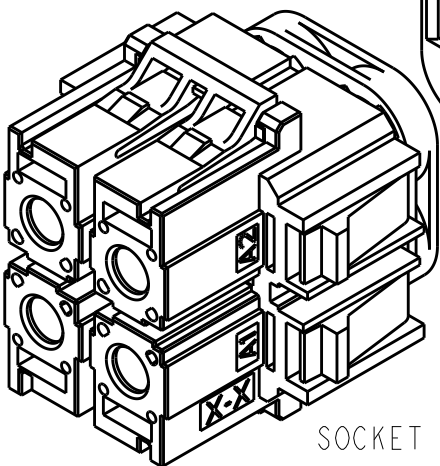
APPLICATED CABTIRE CABLE
INSULATION DIA
SIZE S : $\varnothing 19\sim 25$
SIZE M : $\varnothing 25\sim 31$



SCALE 1:2

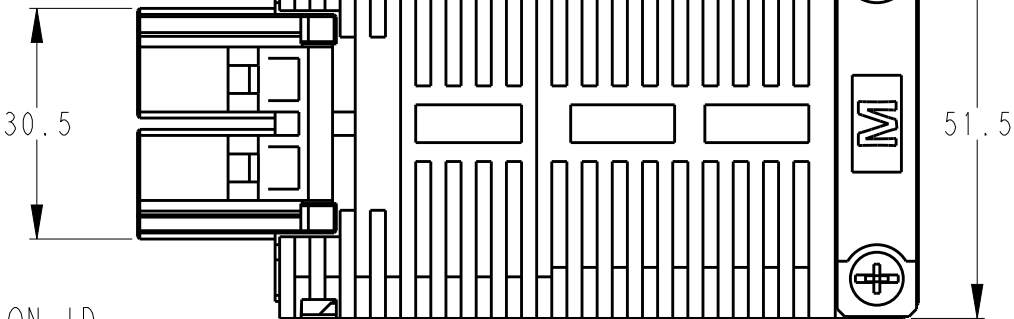


CLAMP COVER ASSY



SOCKET HSG ASSY

POSITION ID



41.0

51.5

50.5

45.5

KEYING MARK

LOGO MARK
SERIES CODE

CLAMP SIZE

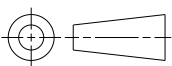
11

85±5

THIS DRAWING IS A CONTROLLED DOCUMENT.

DIMENSIONS:

mm



TOLERANCES UNLESS
OTHERWISE SPECIFIED:
 $\pm 1.0, \pm 5^\circ$

0-PLC \pm
1-PLC ± 0.1
2-PLC ± 0.01
3-PLC ± 0.001
4-PLC ± 0.0001
ANGLES \pm

MATERIAL

SEE
SHEET 1 OF 2

FINISH

SEE
SHEET 1 OF 2

DWN 31JUL2010

M. MAEBASHI

CHK 31JUL2010

N. YAMASAKI

APVD 31JUL2010

N. YAMASAKI

PRODUCT SPEC

108-78470

APPLICATION SPEC

114-5452

WEIGHT

-

CUSTOMER DRAWING



TE Connectivity

NAME

DYNAMIC D7000 SERIES
DYNA-CLAMP KIT
7100 TYPE

SIZE

A3

CAGE CODE

00779

DRAWING NO

C-2069313

RESTRICTED TO

-

SCALE 1:1

SHEET 2 OF 2

REV D