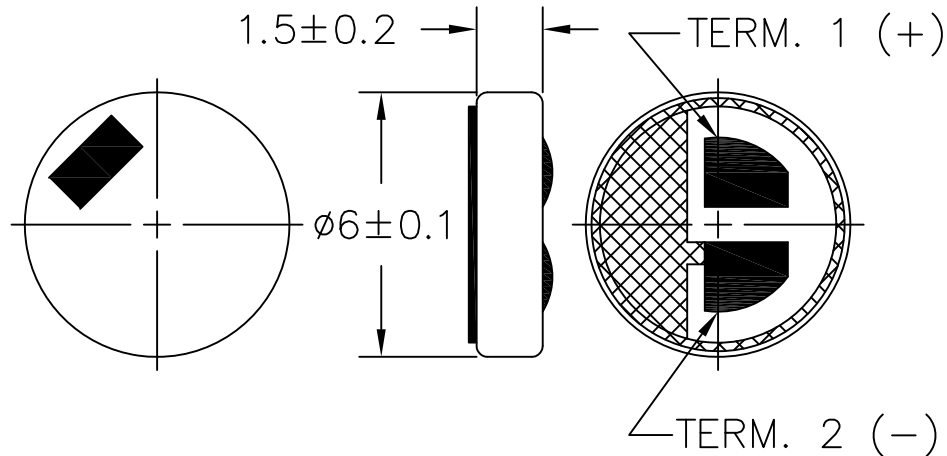


SPECIFICATIONS

PARAMETERS	VALUES	UNITS
DIRECTIVITY	OMNI	—
SENSITIVITY	-27 ± 3	dB
STANDARD OPERATING VOLTAGE	2	Vdc
MAX OPERATING VOLTAGE	10	Vdc
CURRENT CONSUMPTION (MAX)	0.5	mA
IMPEDANCE	2.2	kOhm
SIGNAL TO NOISE RATIO (MIN.)	58	dB
TERMINAL	SOLDER PAD	—
INTERNAL CAPACITOR	33,10	pF

MICROPHONE



NOTES:

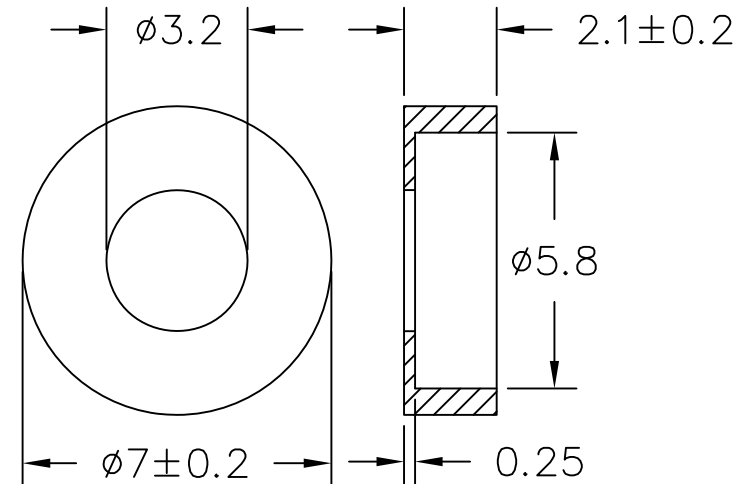
1. ALL DIMENSIONS ARE IN MILLIMETERS.
2. SPECIFICATION SUBJECT TO CHANGE OR WITHDRAWAL WITHOUT NOTICE.
3. THIS PART IS RoHS 2002/95/EC COMPLIANT.
4. PART IS IP57 RATED.
5. ASSEMBLY IS WASHABLE WITH BOOT IN PLACE.


FILE NAME
POW-1527L-C3310-AMP-R.DWG

REVISIONS

LTR	DESCRIPTION	DATE	APPROVED
—	RELEASED FROM ENGINEERING	12/20/06	
A	REVISED IP RATING	7/2/08	B.R.
B	REVISED SIGNAL TO NOISE RATIO	6/10/13	B.R.

RUBBER HOLDER



UNLESS OTHERWISE SPECIFIED: DIMENSIONS ARE IN MILLIMETERS, TOLERANCES ARE ± 0.5 AND ANGLES ARE $\pm 3^\circ$.		 <p>6300 Sand Lake Road Dayton, Ohio 45414</p>	
APPROVALS	DATE	MICROPHONE	
DRAWN J.D.	12/06	SIZE A	DRAWING NO. POW-1527L-C3310-AMP-R
CHECKED D.F.	01/07	SCALE: N.T.S.	
APPROVED R.W.	01/07	SHEET 1 OF 1	