

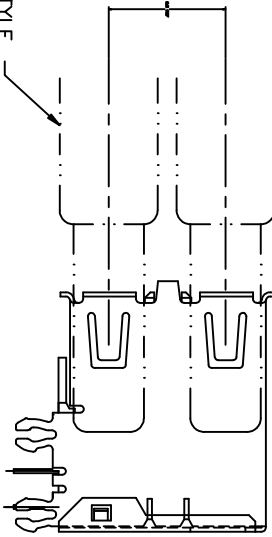


form no. 7530-001-103

1 | 2

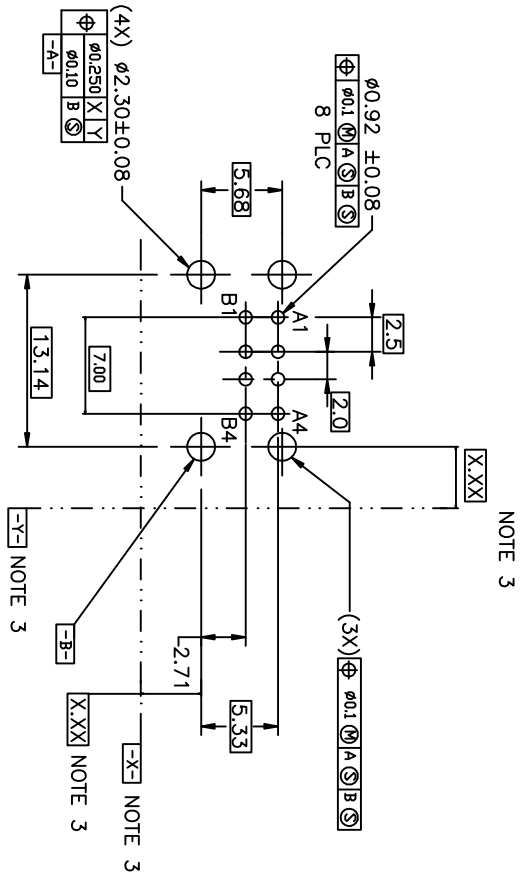
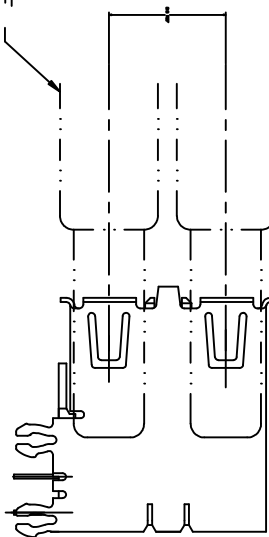
USB A CABLE STYLE
CONNECTOR

WITH BACK SHELL



USB A CABLE STYLE
CONNECTOR

WITHOUT BACK SHELL



RECOMMENDED PC DIMENSIONS

NOTES:

1. MATERIAL:
CONTACTS-COPPER ALLOY
SHELL-COPPER ALLOY
HOUSING-UL 94-V-0 RATED THERMOPLASTIC.

2. PLATING:

CONTACTS-0.76um MINIMUM GLOD FLASH OVER PALLADIUM
NICKEL IN CONTACT AREA OR 0.76um MIN GOLD FLASH
3.8um MINIMUM TIN-LEAD ON SOLDER TAILS
ALL OVER 1.27um MINIMUM NICKEL.
SHELL, 5um MINIMUM BRIGHT TIN
OVER 2.5um MINIMUM NICKEL.

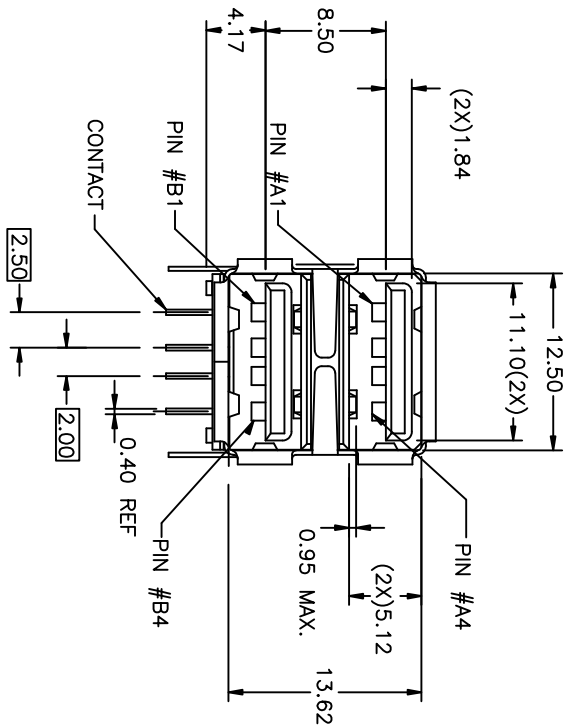
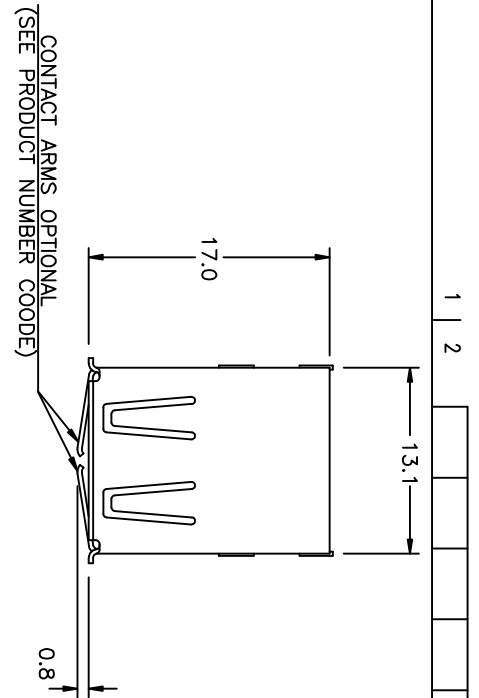
③ DATUM AND BASIC DIMENSIONS ESTABLISHED BY CUSTOMER.

4. RECOMMENDED PC BOARD THICKNESS OF 1.57mm.

5. P/N SEE PRODUCT NUMBER CODE.
(TO BE CONTINUED)

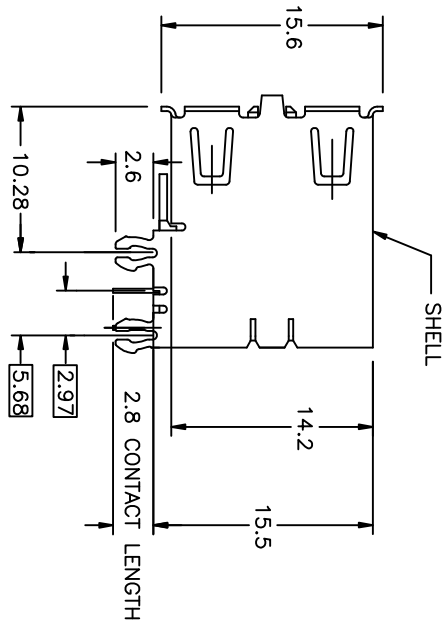
mat'l. code	NOTE 1 & 2	tolerances unless otherwise specified	CUSTOMER COPY	FCI	UNIV. SERIAL BUS DOUBLE DECK RECEPTACLE	code
ltr	ecn no	dr	date	line ar	projection	size
AC	N05-0086	PH	03/09/05	.XX ±.20	mm	72309
AD	N05-0106	PH	04/13/05	.XXX ±.10	mm	72309
AE	N06-0101	HB	04/13/06	0° ±.3°	mm	72309
AF	N06-0133	HB	05/17/06	PETER	12/10/97	72309
AA	T04-0206	WL	05/13/04	R Y LUU	12/10/97	72309
AB	N04-0086	PH	11/09/04	oppd	JENN TSKO	12/10/97
sheet	revision	Y	AA	Y	AE	72309
index	sheet	1	2	3	4	72309

code 22526



ASSEMBLY WITHOUT BACK SHIELD
72309-XX3XX SHOWN

- (CONTINUED)
6. FOR LEAD FREE P/N, A LEAD FREE LABEL WILL APPEAR AT PACKING.
 7. FOR LEAD FREE P/N, THE HOUSING WILL WITHSTAND EXPOSURE TO 260°C PEAK TEMPERATURE FOR 40 SECONDS IN A CONVECTION, INFRARED OR VAPOR PHASE REFLUX OVEN.
 8. FOR LEAD FREE P/N, THE PRODUCT MEET EUROPEAN UNION DIRECTIVES AND OTHER COUNTRY REGULATION AS DESCRIBED IN GS-22-008



mat'l. code			tolerances unless otherwise specified			CUSTOMER COPY			FCJ		
ltr	ecr	no	dr	date	linear	projection	title	www.fcjconnect.com	UNIV. SERIAL BUS	DOUBLE DECK RECEPTACLE	code
AA					.XX ±.20	mm	size dwg no		72309		sheet 2 of 4
					.XXX ±.10		product family		72309		
					0 ±.5°		code				
					PETER PM	12/10/97					
					engr	12/10/97					
					chr	12/10/97					
					appr	12/10/97					
sheet	revision				JENN TSAO	2 : 1					
index	sheet										



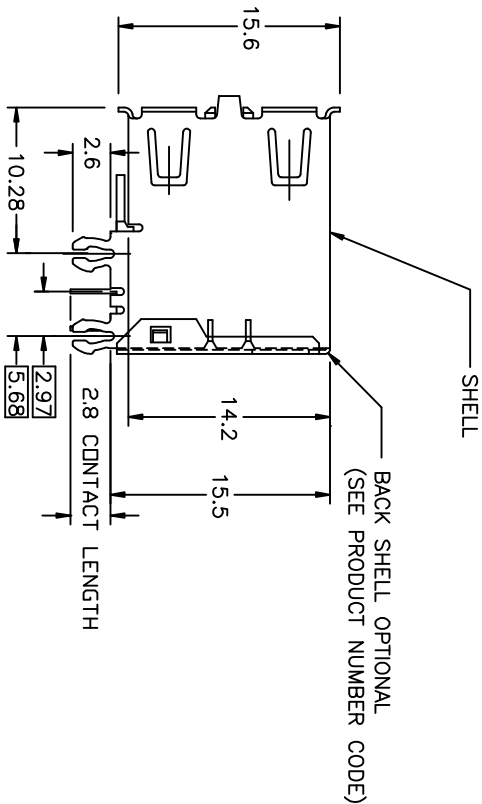
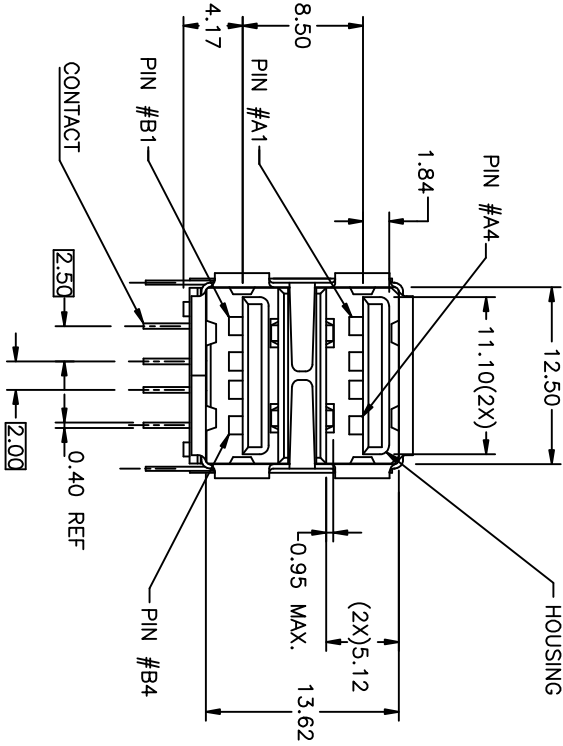
B

A

form no. 7530-001-103

1 | 2

ASSEMBLY WITH BACK SHIELD
72309 - XX4XX SHOWN



1 | 2

3 |

4

mat'l. code			tolerances unless otherwise specified			CUSTOMER		FCI	
ltr	ecn no	dr	date	linear	angles	projection	copy	title	www.fci.com
Y				.XX ±.20	0° ±.5°	⌀		UNIV. SERIAL BUS	
				.XXX ±.10		⌀		DOUBLE DECK RECEPTACLE	
				PETER PM	12/01/97	mm		product family	USB
				engr	R Y LUU	12/10/97		size dwg no	
				chr	R Y LUU	12/10/97		scale	2 : 1
				appd	JENN TSAO	12/10/97		A4	72309
sheet		revision							code
index		sheet							sheet
									3 of

code code
22526

4

B

www.fciconnect.com

Printed: Sep 26, 2007