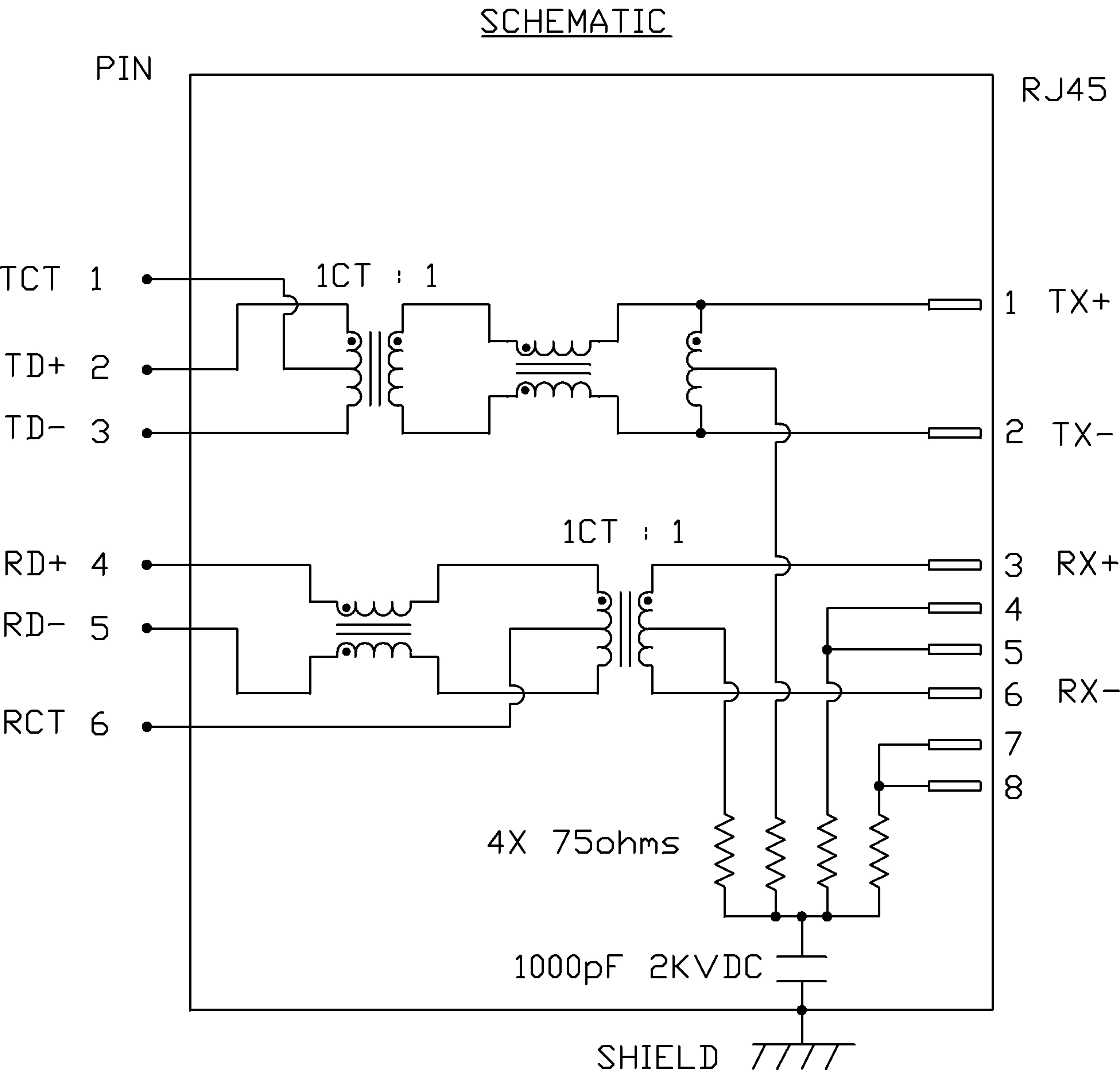




ELECTRICAL CHARACTERISTICS @ 25°C

TURNS RATIO	
TX	1CT : 1
RX	1CT : 1
OCL @ 100kHz/100mVRMS	
8mA DC BIAS	350μH MIN.
INS. LOSS	
1MHz TO 100MHz	-1.0 dB MAX
RET. LOSS (MIN)	
1MHz-30MHz	-18 dB
30MHz-60MHz	-18+20LOG(F/30MHz) dB
60MHz-80MHz	-12 dB
CROSS TALK (TX - RX)	
500kHz - 100 MHz	-35 dB MIN
CM TO CM REJ	
100kHz - 100 MHz	-30 dB MIN
CM TO DM REJ	
100kHz - 100 MHz	-40 dB MIN
HIPOT (Isolation Voltage):	
1500 Vrms	
100% OF PRODUCTION TESTED TO COMPLY WITH IEEE 802.3 ISOLATION REQUIREMENTS	



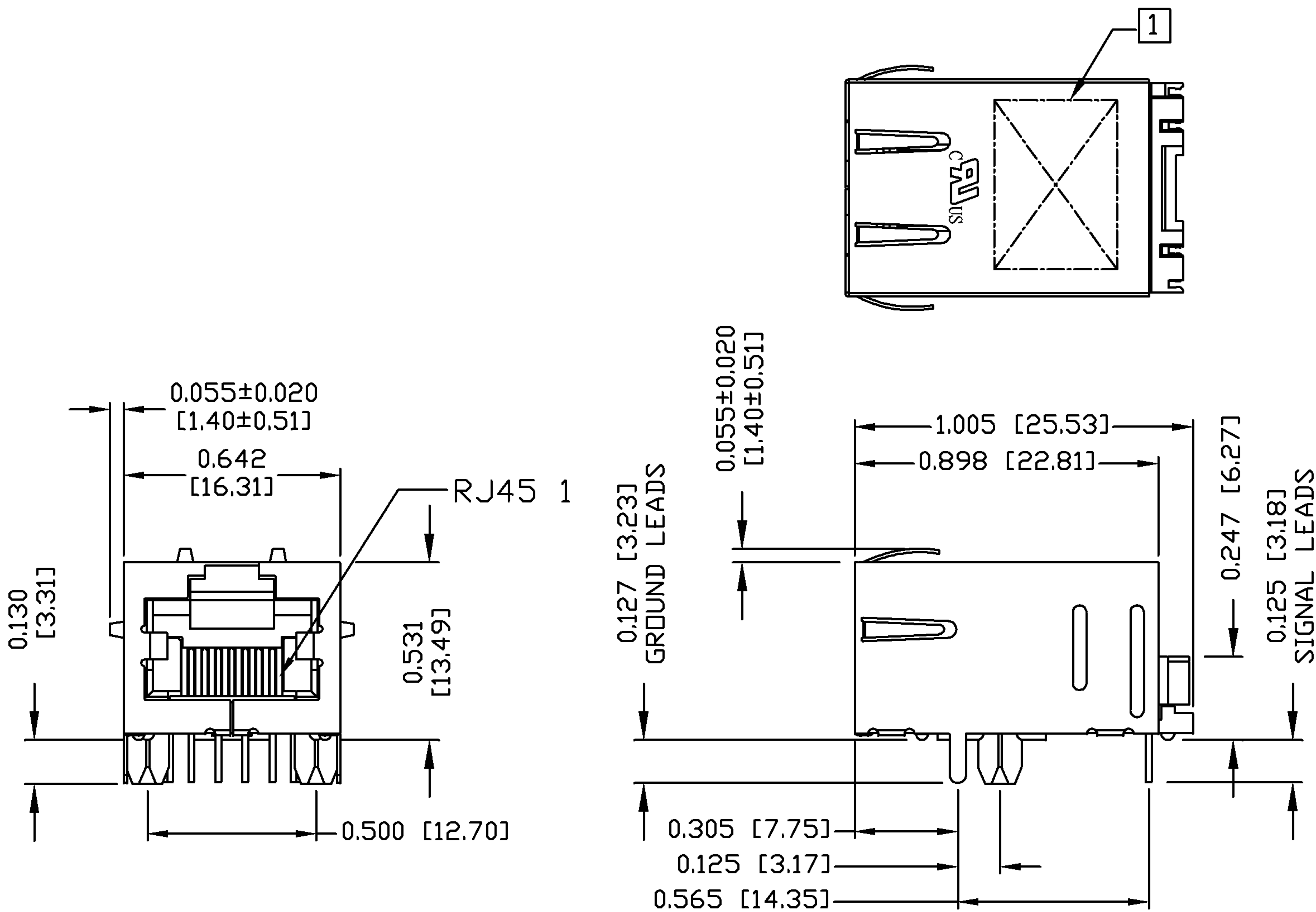
ORIGINATED BY	DATE	TITLE MagJack® w/o LED (CM Termination) 08B1-1X1T-03-F	PART NO. / DRAWING NO.	STANDARD DIM.		[ ] METRIC DIM. AS REFERENCE	
CHOW WANCHUNG	06-10-08		08B11X1T03-F	TOL. IN INCH		UNIT : INCH [mm]	REV. : B
DRAWN BY	DATE		FILE NAME	.X		SCALE : N/A	SIZE : A4
DENG PING	06-10-08		08B11X1T03-F_B.DWG	.XX			PAGE : 2
				.XXX			



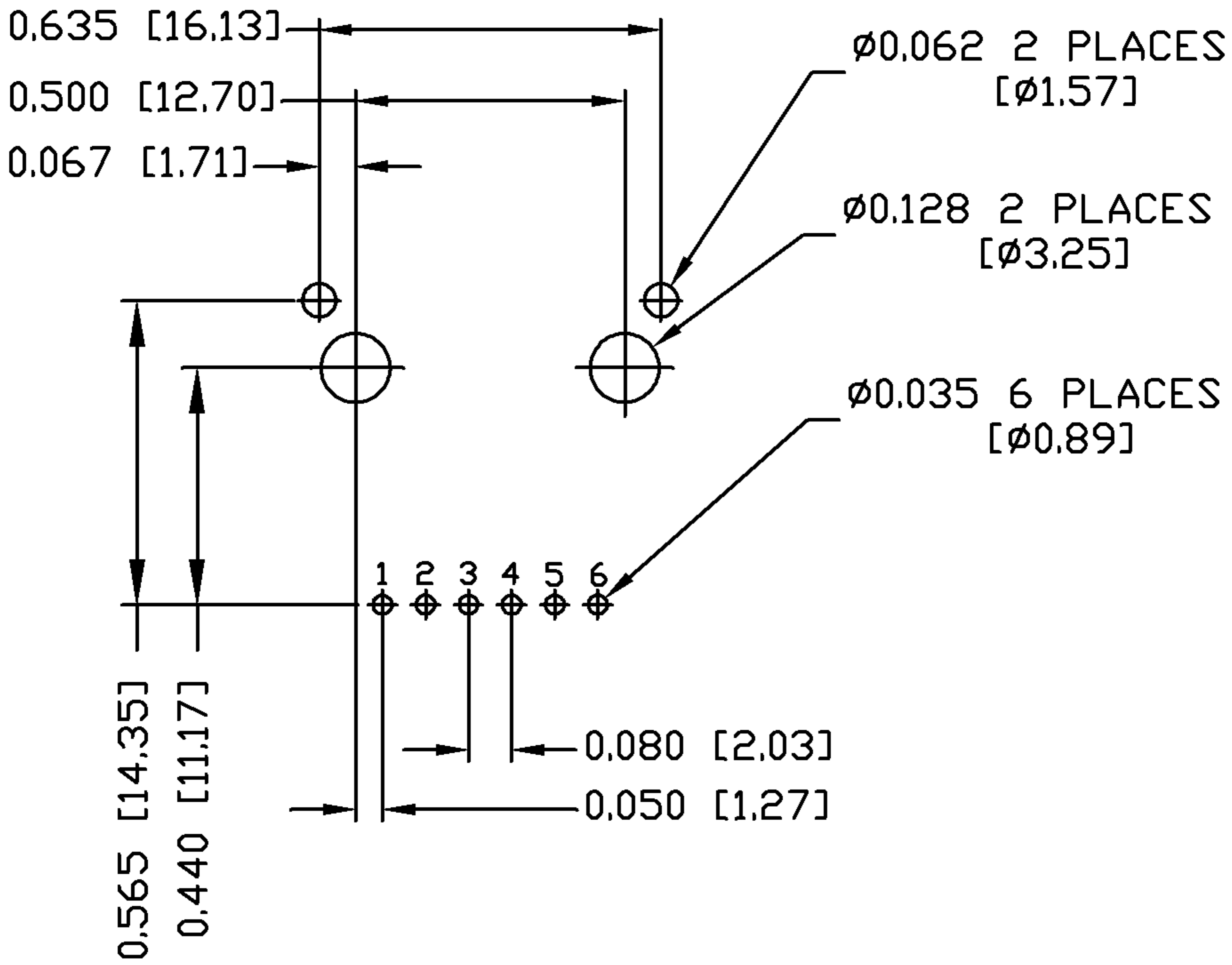
THE INFORMATION CONTAINED HEREIN IS CONSIDERED  
"PROPRIETARY" TO BEL FUSE INC. AND SHALL NOT BE  
COPIED, REPRODUCED OR DISCLOSED WITHOUT THE  
WRITTEN APPROVAL OF BEL FUSE INC.



MECHANICAL SPECIFICATION



RECOMMENDED PCB FOOTPRINT  
COMPONENT SIDE VIEW



NOTES:  
PLASTIC HOUSING: THERMOPLASTIC PBT  
FLAMMABILITY RATING UL 94V-0  
CONTACTS PLATING: 15 MICRO-INCH HARD GOLD PLATING  
PINS: TIN-COATED COPPER WIRE, DIA 0.018 INCH.  
METAL SHIELD: PRE-PLATED NICKEL ON COPPER ALLOY.  
(ALL GROUND LEADS ARE SOLDER DIPPED)  
1. MARK PART WITH MFG LOGO, MFG NAME, PART NUMBER, AND DATE CODE.  
2. RoHS COMPLIANCE, PER EU DIRECTIVE 2002/95/EC.  
JACK CAVITY CONFORMS TO FCC RULES AND REGULATIONS.

ORIGINATED BY	DATE	TITLE	PART NO. / DRAWING NO.	STANDARD DIM. TOL. IN INCH	[ ] METRIC DIM. AS REFERENCE	
ZX HUANG	06-10-08	MagJack® w/o LED (CM Termination) 08B1-1X1T-03-F	08B11X1T03-F	.X	UNIT : INCH [mm]	REV. : B
DRAWN BY	DATE		FILE NAME	.XX	SCALE : N/A	SIZE : A4
LU XUEPING	06-10-08		08B11X1T03-F_B.DWG	.XXX ±0.010		PAGE : 3

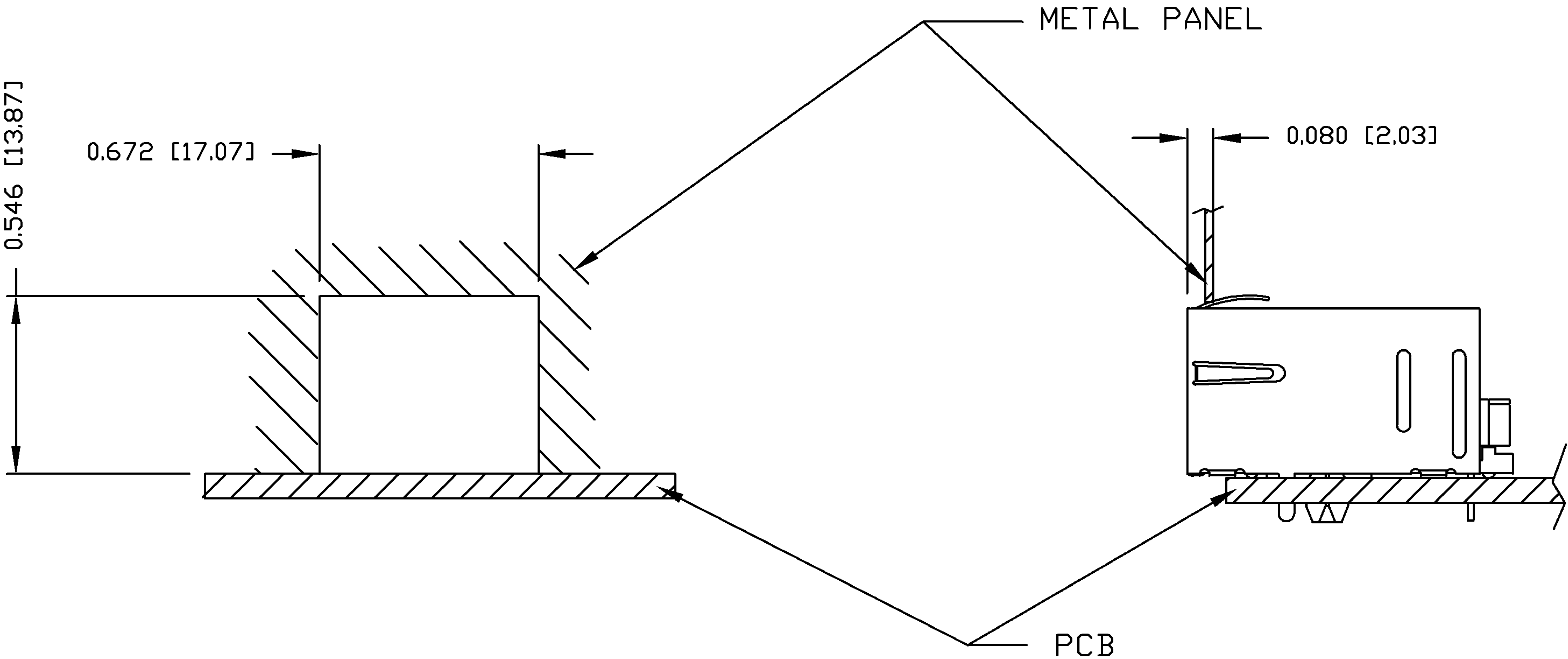


THE INFORMATION CONTAINED HEREIN IS CONSIDERED "PROPRIETARY" TO BEL FUSE INC. AND SHALL NOT BE COPIED, REPRODUCED OR DISCLOSED WITHOUT THE WRITTEN APPROVAL OF BEL FUSE INC.

RoHS  
2002/95/EC



SUGGESTED PANEL OPENING



NOTE:

THE DISTANCE OF PANEL INSIDE SURFACE RELATIVE TO FRONT SURFACE OF PART IS ONLY A SUGGESTION. IN CASE THIS DISTANCE IS DIFFERENT, THE REQUIRED PANEL OPENING DIMENSIONS CHANGE ACCORDINGLY.

PACKING INFORMATION

PACKING TRAY : 0200-9999-D4(TOP)

0200-9999-D5(BOTTOM)

PACKING QUANTITY : 60 PCS FINISHED GOODS PER TRAY

11 TRAYS (660 PCS FINISHED GOODS) PER CARTON BOX

NOTE : CARDBOARDS ARE PLACED BETWEEN LAYERS OF PACKING TRAY INSIDE CARTON BOX  
(INCLUDE THE UPPERMOST AND LOWERMOST TRAY)

ORIGINATED BY	DATE	TITLE	PART NO. / DRAWING NO.	STANDARD DIM.	[ ] METRIC DIM. AS REFERENCE	
ZX HUANG	06-10-08	MagJack® w/o LED (CM Termination) 08B1-1X1T-03-F	08B11X1T03-F	TOL. IN INCH	UNIT : INCH [mm]	REV. : B
DRAWN BY	DATE		FILE NAME	.X	SCALE : N/A	SIZE : A4
LU XUEPING	06-10-08		08B11X1T03-F_B.DWG	.XX		PAGE : 4
				.XXX		