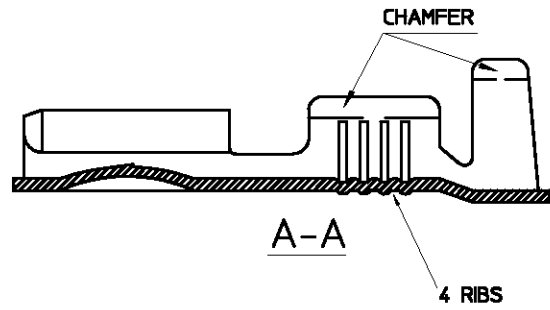
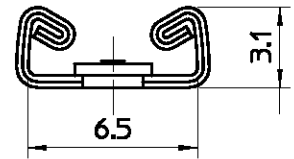
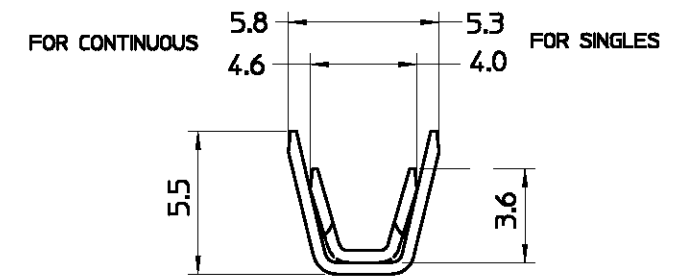
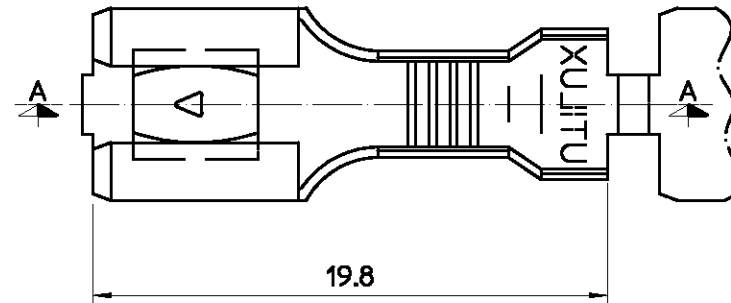


THIS DRAWING IS UNPUBLISHED. RELEASED FOR PUBLICATION
 COPYRIGHT BY ALL RIGHTS RESERVED.

LOC U
 DIST -

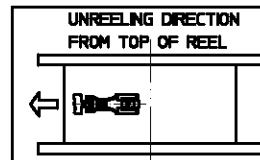
| REVISIONS | | | | DATE | DGN | APVD |
|-----------|-----|---------------------------|---------|------|-----|------|
| P | LTR | DESCRIPTION | | | | |
| P | | REVISED PER ECO-11-005139 | 28MAR11 | RK | HMR | |



| LOOSE PIECE | NICKEL SILVER | RECEPTACLE, H1972B/150 | 1-1627057-9 |
|-------------|---------------|---------------------------|-------------|
| LOOSE PIECE | BRASS | RECEPTACLE, H1972/10000 | 1-1627057-7 |
| REEL FORM | NICKEL SILVER | RECEPTACLE, H1972B/R8000 | 1-1627057-5 |
| REEL FORM | BRASS PRE-TIN | RECEPTACLE, H1972ET/R8000 | 1-1627057-6 |
| REEL FORM | BRASS | RECEPTACLE, H1972/R8000 | 1-1627057-4 |
| LOOSE PIECE | BRASS | RECEPTACLE, H1972/150 | 1-1627057-1 |
| REMARKS | MATERIAL | DESCRIPTION | PART No. |

NOTES:
 1. WIRE RANGE
 CONDUCTOR: 0.7mm² - 2.1mm²
 INSULATION DIA: 2.3mm - 3.1mm

2. FOR CRIMPING DETAILS REFER
 UTILUX CRIMP CHART No. H1972



THIS DRAWING IS A CONTROLLED DOCUMENT.

| | | | | | |
|----------------------|---|--|----------------|---------------|-----------------------|
| ALL DIMENSIONS IN mm | TOLERANCES UNLESS OTHERWISE SPECIFIED: DIMENSION (mm) TOLERANCE (mm) LESS THAN 10 0.4 OVER 10 TO 30 0.5 OVER 30 TO 80 0.7 OVER 80 TO 250 1.0 ANGLES ±2° | DWG W.RIEDE 28.10.04 CHK H.THAI 28.10.04 APVD W.RIEDE 28.10.04 | DATE: 28.10.04 | NAME: W.RIEDE | TE Connectivity |
| MATERIAL: - | FINISH: - | APPLICATION SPEC: - | SIZE: A3 | CAGE CODE: - | DRAWING NO: C-1627057 |
| CUSTOMER DRAWING | | | SCALE: 5:1 | SHEET: 1 OF 1 | REV: P |