SCRHB127

SMD POWER INDUCTORS



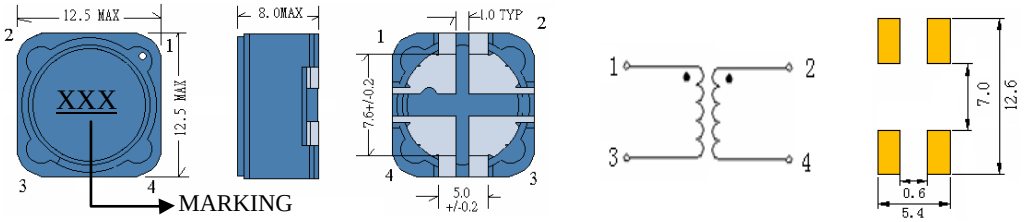

● Features
1. Magnetically shielded construction
2 Excellent Power Density
3 Engineered to Provide High Efficiency

ELECTRICAL CHARACTERISTICS

Part Number	Inductance (uH) (1)	Test Frequency	DC Resistance (Ω MAX) (2)	Saturation Current (A)	Temperature Current (A)	TURN RATIO (L1:L2)
SCRHB127-7622	L1=7.6	1KHZ	31m	7.00	5.00	1:2.2
	L2=38	1KHZ	180m	3.20	2.40	
SCRHB127-1022	L1=10	1KHZ	38m	4.50	4.50	1:2.2
	L2=45	1KHZ	200m	2.00	2.20	
SCRHB127-1042	L1=10	1KHZ	33m	4.50	4.70	1:4.2
	L2=160	1KHZ	650m	1.00	1.00	

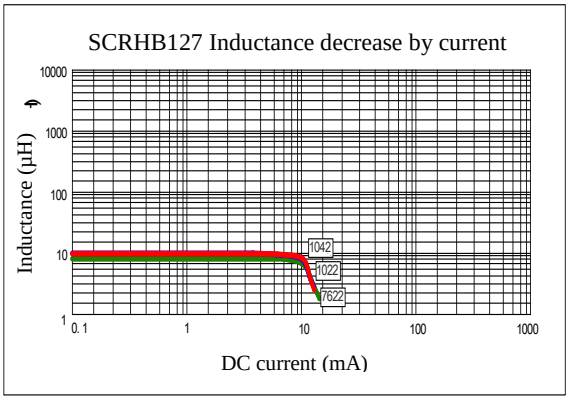

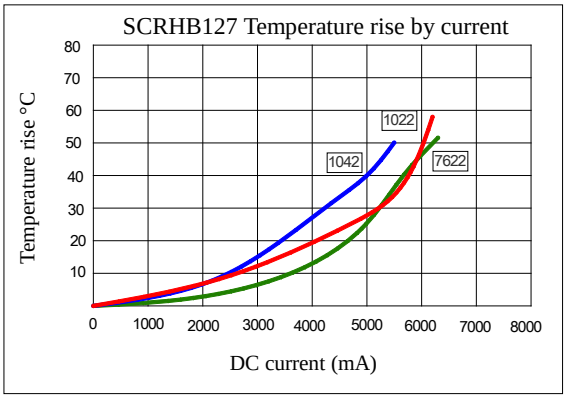

(1). Inductance tolerance ±20% tested at 0.25V, 0ADC and 25℃
(2). DCR measured at 25℃.
(3). The DC current at which the inductance decreases by 25% from its initial value.
(4). The DC current that results in a 40℃ temperature rise from 25℃ambient.

Click here for QUANTITY PER REEL & PACKING INFORMATION

Custom versions available upon request.

©2011 Signal Transformer –Specification subject to change without notice. 07.11

Signal Transformer
www.signaltransformer.com
500 Bayview Avenue, Inwood, NY 11096
Toll Free 866-239-5777 • Tel 516-239-5777 • Fax 516-239-7208
Sales@signaltransformer.com • techhelp@signaltransformer.com