THIS DRAWING IS UNPUBLISHED. RELEASED FOR PUBLICATION - , - .
© COPYRIGHT - By - ALL RIGHTS RESERVED.

LOC	DIST
AD	00

REVISIONS

P	LTR	DESCRIPTION	DATE	DWN	APVD
	E	REVISED PER ECO-12-005347	19MAR12	KH	PO

FIGURE 1
1825534-1

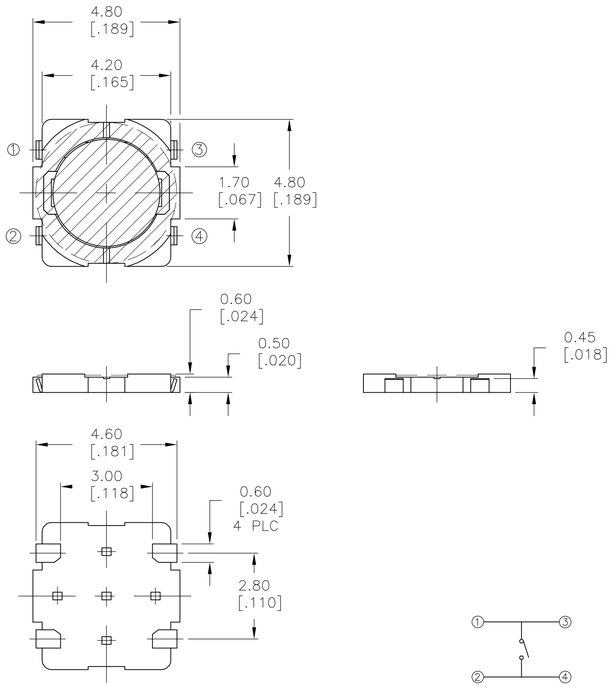

CIRCUIT DIAGRAM

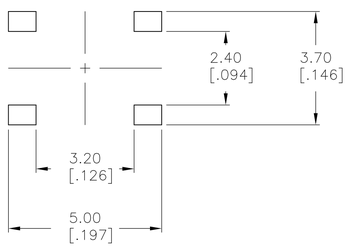

SOLDER PAD LAYOUT

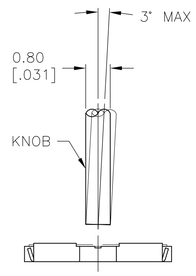

ACTUATION RECOMMENDATION

FIGURE 2
1825534-2

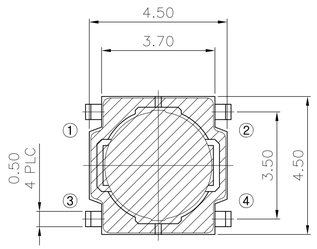

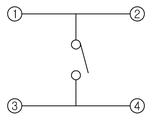

CIRCUIT DIAGRAM

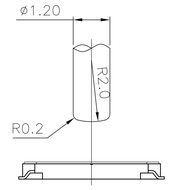

SET MAKER KNOB SIZE

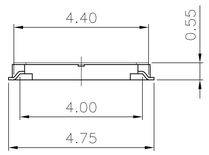

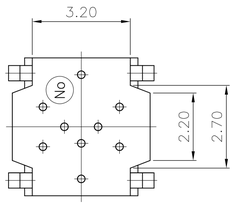

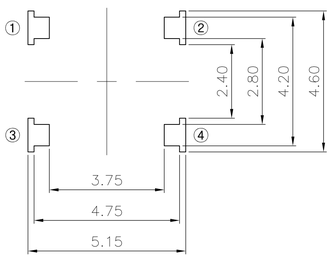

P.C.B MOUNTING SOLDER LAND DIMENSION

SPECIFICATIONS:

MATERIALS:
CASE. NYLON 46 UL94V-0-BLACK
MASKING, PI FILM
MOVING CONTACT, STAINLESS STEEL, SILVER PLATE
FIXED CONTACT/TERMINAL, COPPER ALLOY, SILVER OVER NICKEL PLATE

ELECTRICAL:
MAX CONTACT RATING: 50MILLIAMPS@24V DC FOR 1825534-1
20MILLIAMPS@15V DC FOR 1825534-2
MIN CONTACT RATING: 10MICROAMPS@1V DC
INITIAL CONTACT RESISTANCE, 100 MILLIOHMS MAX, PER EIA-364-23B, EACH POSITION.
(200 MILLIOHM MAX AFTER TESTING)
INSULATION RESISTANCE, 100 MEGOHM MIN. PER EIA-364-21C EACH POSITION.
(10 MEGOHM MIN AFTER TESTING)
DIELECTRIC STRENGTH, 500 VAC
CONTACT BOUNCE, 10 MILLISECOND MAX, PER EIA 448-1B, METHOD 15.
(20MILLISECOND MAX AFTER TESTING)

MECHANICAL:
ACTUATION FORCE, 160 +/-50 GF (+/-30% OF INITIAL FORCE AFTER TESTING)
RETURN FORCE, 40 GF MIN
ACTUATION TRAVEL, 0.20 +/-0.1MM
LIFE EXPECTANCY, 500,000 CYCLES MINIMUM, PER EIA-448 METHODS 8 AND 9
(2 CYCLES/SECOND AND 150% ACTUATION FORCE)

ENVIRONMENTAL:
OPERATING TEMPERATURE, -35 TO +85 DEGREES C,
STORAGE TEMPERATURE, -35 TO +85 DEGREES C
HUMIDITY AND TEMPERATURE CYCLING PER EIA-364-31B, METHOD III
THERMAL SHOCK, PER EIA-364-32C, -35 TO +85 DEGREES C
SOLDERABILITY, PER EIA-364-52, CLASS 2, CATEGORY 1, 95% MIN COVERAGE
RESISTANCE TO SOLDER HEAT, PER 109-201, CONDITION B
1. NO CHANGE IN INITIAL ELECTRICAL AND MECHANICAL CHARACTERISTICS

NOTES:

1. TAPE AND REEL PACKAGING PER EIA-481

2. ALL MATERIALS AND FINISHES SHALL COMPLY WITH EU DIRECTIVE 2002/95/EC OF 27JAN2003 (ROHS)

	PITCH	TAPE WIDTH	QTY PER REEL	TE P/N
	8MM	12MM	6,500	1825534-2
OBSOLETE	~~8MM~~	~~12MM~~	~~6,500~~	~~1825534-1~~

THIS DRAWING IS A CONTROLLED DOCUMENT.

DIMENSIONS: mm

TOLERANCES, UNLESS OTHERWISE SPECIFIED:
0 PLC ± -
1 PLC ± -
2 PLC ± 0.20[.008]
3 PLC ± -
4 PLC ± -
ANGLES ± -

MATERIAL -
FINISH -

DWN R BROWN 15FEB06
CHK M SARVER 15FEB06
APVD M SARVER 15FEB06
PRODUCT SPEC -
APPLICATION SPEC -
WEIGHT -

TE Connectivity

NAME TACT SWITCH, 4 mm SLIMLINE, G-WING SMT
-

SIZE A1 | CAGE CODE 00779 | DRAWING NO C-1825534 | RESTRICTED TO -

RESTRICTED CUSTOMER | SCALE 10:1 | SHEET 1 OF 1 | REV E

4805 (3/11)