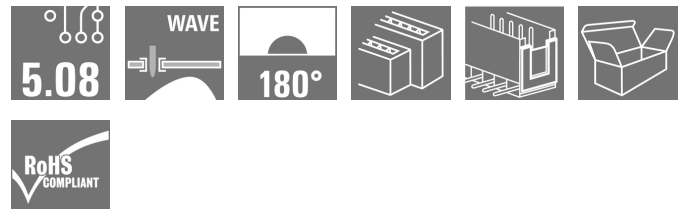



**SLD 5.08V/24/180B 3.2SN OR BX****Weidmüller Interface GmbH & Co. KG**

Klingenbergstraße 26

D-32758 Detmold

Germany

[www.weidmueller.com](http://www.weidmueller.com)**Product image**

Pin headers with solder pin length optimised for wave flow soldering. The male connectors provide space for labelling and can be coded. HC = High Current.

**General ordering data**

|              |  |
|--------------|--|
| Version      | PCB plug-in connector, male header, Dovetails for fixing blocks, THT solder connection, 5.08 mm, Number of poles: 24, 180°, Solder pin length (l): 3.2 mm, tinned, orange, Box |
| Order No.    | <a href="#">1726840000</a>   |
| Type         | SLD 5.08V/24/180B 3.2SN OR BX  |
| GTIN (EAN)   | 4032248062720  |
| Qty.         | 10 pc(s).  |
| Product data | IEC: 400 V / 14 A<br>UL: 300 V / 10 A  |
| Packaging    | Box  |

Creation date September 16, 2022 9:37:38 AM CEST

## SLD 5.08V/24/180B 3.2SN OR BX

Weidmüller Interface GmbH &amp; Co. KG

Klingenbergstraße 26

D-32758 Detmold

Germany

www.weidmueller.com

## Technical data

## Dimensions and weights

|                          |          |                 |            |
|--------------------------|----------|-----------------|------------|
| Depth                    | 26.2 mm  | Depth (inches)  | 1.031 inch |
| Height                   | 25.4 mm  | Height (inches) | 1 inch     |
| Height of lowest version | 22.2 mm  | Width           | 63.5 mm    |
| Width (inches)           | 2.5 inch | Net weight      | 23.8 g     |

## System specifications

|                                 |                                     |   |                  |
|---------------------------------|-------------------------------------|---|------------------|
| Product family                  | OMNIMATE Signal - series BL/SL 5.08 | Type of connection                        | Board connection |
| Mounting onto the PCB           | THT solder connection               | Pitch in mm (P)                           | 5.08 mm          |
| Pitch in inches (P)             | 0.2 inch                            | Outgoing elbow                            | 180°             |
| Number of poles                 | 24                                  | Number of solder pins per pole            | 1                |
| Solder pin length (l)           | 3.2 mm                              | Solder pin length tolerance               | +0.1 / -0.3 mm   |
| Solder pin dimensions           | d = 1.2 mm, Octagonal               | Solder pin dimensions = d tolerance       | 0 / -0.03 mm     |
| Solder eyelet hole diameter (D) | 1.3 mm                              | Solder eyelet hole diameter tolerance (D) | + 0.1 mm         |
| L1 in mm                        | 55.88 mm                            | L1 in inches                              | 2.2 inch         |
| Number of rows                  | 2                                   | Pin series quantity                       | 2                |
| Protection degree               | IP20                                | Volume resistance                         | ≤5 mΩ            |
| Can be coded                    | Yes                                 |   |                  |


## Material data

|                                       |                                |                                       |                                |
|---------------------------------------|--------------------------------|---------------------------------------|--------------------------------|
| Insulating material                   | PBT                            | Colour                                | orange                         |
| Colour chart (similar)                | RAL 2000                       | Insulating material group             | IIIa                           |
| Comparative Tracking Index (CTI)      | ≥ 200                          | UL 94 flammability rating             | V-0                            |
| Contact material                      | CuSn                           | Contact surface                       | tinned                         |
| Layer structure of solder connection  | 1...3 µm Ni / 2...4 µm Sn matt | Layer structure of plug contact       | 1...3 µm Ni / 2...4 µm Sn matt |
| Storage temperature, min.             | -40 °C                         | Storage temperature, max.             | 70 °C                          |
| Operating temperature, min.           | -50 °C                         | Operating temperature, max.           | 100 °C                         |
| Temperature range, installation, min. | -25 °C                         | Temperature range, installation, max. | 100 °C                         |

## Rated data acc. to IEC

|   |                        |   |       |
|---|------------------------|---|-------|
| tested acc. to standard   | IEC 60664-1, IEC 61984 | Rated current, min. number of poles (Tu=20°C)                         | 14 A  |
| Rated current, min. number of poles (Tu=40°C)                             | 12 A                   | Rated voltage for surge voltage class / pollution degree II/2         | 400 V |
| Rated voltage for surge voltage class / pollution degree III/2            | 320 V                  | Rated voltage for surge voltage class / pollution degree III/3        | 250 V |
| Rated impulse voltage for surge voltage class/ pollution degree II/2      | 4 kV                   | Rated impulse voltage for surge voltage class/ pollution degree III/2 | 4 kV  |
| Rated impulse voltage for surge voltage class/ contamination degree III/3 | 4 kV                   |   |       |

## Rated data acc. to CSA

|                                   |   |                                   |                |
|-----------------------------------|---|-----------------------------------|----------------|
| Institute (CSA)                   |  | Certificate No. (CSA)             | 200039-1121690 |
| Rated voltage (Use group B / CSA) | 300 V   | Rated voltage (Use group D / CSA) | 300 V          |
| Rated current (Use group B / CSA) | 10 A  | Rated current (Use group D / CSA) | 10 A           |
| Reference to approval values      | Specifications are maximum values, details - see approval certificate.              |                                   |                |

## SLD 5.08V/24/180B 3.2SN OR BX

Weidmüller Interface GmbH &amp; Co. KG

Klingenbergstraße 26

D-32758 Detmold

Germany

www.weidmueller.com

## Technical data

## Packing

|           |        |            |        |
|-----------|--------|------------|--------|
| Packaging | Box    | VPE length | 183 mm |
| VPE width | 130 mm | VPE height | 31 mm  |

## Classifications

|             |             |             |             |
|-------------|-------------|-------------|-------------|
| ETIM 6.0    | EC002637    | ETIM 7.0    | EC002637    |
| ETIM 8.0    | EC002637    | ECLASS 9.0  | 27-44-04-02 |
| ECLASS 9.1  | 27-44-04-02 | ECLASS 10.0 | 27-44-04-02 |
| ECLASS 11.0 | 27-46-02-01 | ECLASS 12.0 | 27-46-02-01 |

## Important note

|                |   |
|----------------|---|
| IPC conformity | Conformity: The products are developed, manufactured and delivered according international recognized standards and norms and comply with the assured properties in the data sheet resp. fulfill decorative properties in accordance with IPC-A-610 "Class 2". Further claims on the products can be evaluated on request.  |
| Notes          | <ul style="list-style-type: none"> <li>• Additional variants on request</li> <li>• Rated current related to rated cross-section &amp; min. No. of poles.</li> <li>• Spacing between rows: see hole layout</li> <li>• P on drawing = pitch</li> <li>• Rated data refer only to the component itself. Clearance and creepage distances to other components are to be designed in accordance with the relevant application standards.</li> <li>• Long term storage of the product with average temperature of 50 °C and average humidity 70%, 36 months</li> </ul> |

## Approvals

Approvals



|                       |            |
|-----------------------|------------|
| ROHS                  | Conform    |
| UL File Number Search | UL Website |
| Certificate No. (UR)  | E60693     |

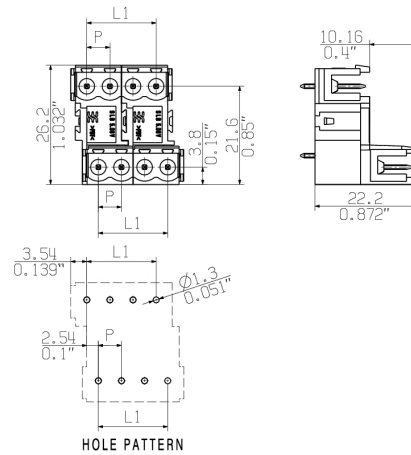

## Downloads

|            |  |
|------------|--|
| Catalogues | <a href="#">Catalogues in PDF-format</a>                     |
| Brochures  | <a href="#">FL DRIVES EN</a><br><a href="#">FL DRIVES DE</a> |

**Weidmüller Interface GmbH & Co. KG**  
Klingenbergstraße 26  
D-32758 Detmold  
Germany

## Drawings

## Dimensional drawing



## Recommended wave soldering profiles

**Weidmüller Interface GmbH & Co. KG**  
Klingenbergstraße 16  
D-32758 Detmold  
Germany  
Fon: +49 5231 14-0  
Fax: +49 5231 14-292083  
[www.weidmueller.com](http://www.weidmueller.com)

### Single Wave:



### Double Wave:



### Wave soldering profiles

Wired connection elements should be processed in accordance with the DIN EN 61760-1 standard. We have included two recommendations for practical wave soldering profiles, with which Weidmüller PCB terminals and connectors are qualified.

When choosing a suitable profile for your application, the following factors also need to be considered:

- PCB thickness
- Proportion of Cu in the layers
- Single/double-sided assembly
- Product range
- Heating and cooling rates

The single and double wave profiles each indicate the recommended operating range, including the maximum soldering temperature of 260°C. In practice, the maximum soldering temperature is quite often well below the above maximum profile.

We reserve the right to make technical changes.