図面番号(DRAWING NO.)
SJ111450

版数 VER.	年月日 DATE	CN NO.	変更内容 DESCRIPTION	製図 DR.	担当 CHK.	査閲 APPD.	承認 APPD.
2	01/JUL/2011	072303	CHANGED APPLICABLE F.P.C DIMENSION		K.ASHIBU	T.NEMOTO	M.KIKUCHI
3	26/JUL/2011	072484	CHANGED CONNECTOR SHAPE		K.ASHIBU	T.NEMOTO	Y.YAHIRO
4	09/NOV/2011	000660	CHANGED CONNECTOR SHAPE AND APPLICABLE F.P.C DIMENSION		K.ASHIBU	T.NEMOTO	M.KIKUCHI
5	24/AUG/2012	003427	CHANGED CONNECTOR SHAPE AND APPLICABLE F.P.C AND P.C.B DIMENSION		K.ASHIBU	T.NEMOTO	M.KIKUCHI
6	07/DEC/2012 △7	004596	ADDED NEW ITEMS etc		K.ASHIBU	T.NEMOTO	M.KIKUCHI
7	18/DEC/2012	004807	CORRECTED TABLE 2. etc		K.ASHIBU	T.NEMOTO	M.KIKUCHI

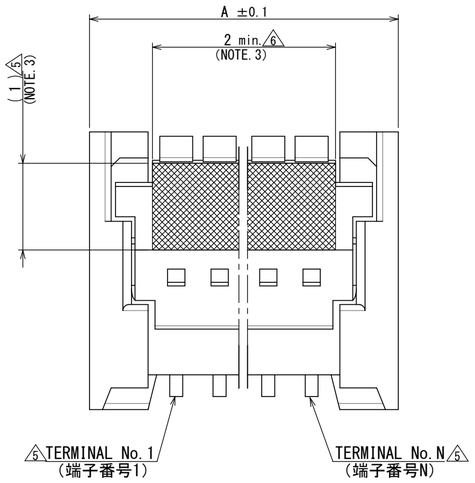

TABLE 2. DIMENSIONS △2△6△7

PRODUCT NO.	A	B	C	D	E	F
FA1004SA1	3.5	1.5	2.97	1.85	0.5	1.18
FA1005SA1	4.0	2.0	3.47	2.35	1.0	1.68
FA1006SA1	4.5	2.5	3.97	2.85	1.5	2.18
FA1010SA1	6.5	4.5	5.97	4.85	3.5	4.18

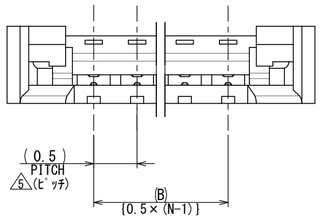

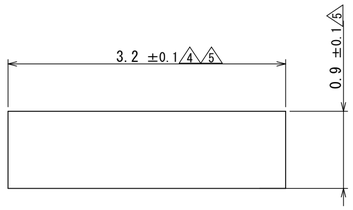

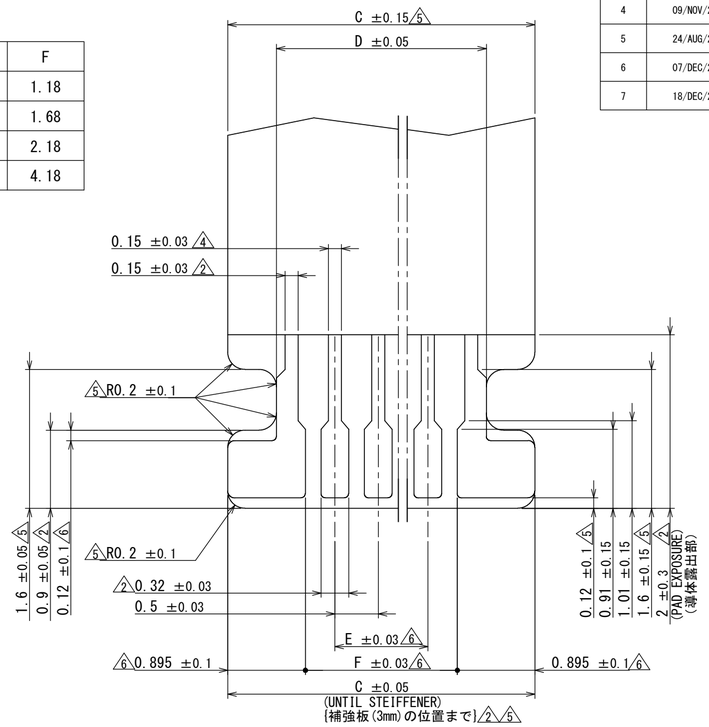

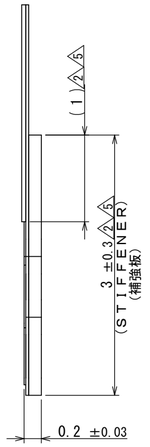

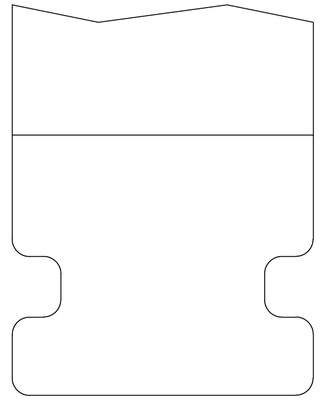

(IN THE CASE OF WITHOUT HOLE)
(孔無しの場合)△5

APPLICABLE F.P.C. DIMENSION(REF.)
適合FPC寸法(参考)

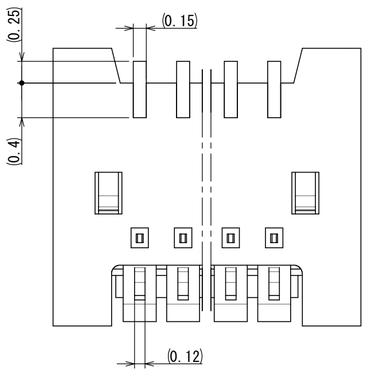

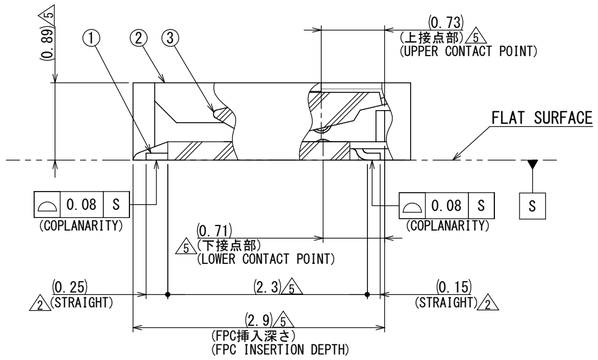

SECT. A-A
SCALE (20 : 1)△6

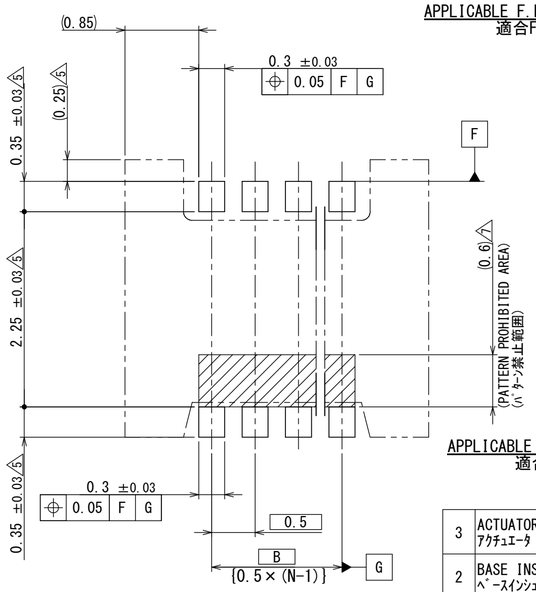

APPLICABLE P.C.B. DIMENSION(REF.)
適合基板寸法(参考)

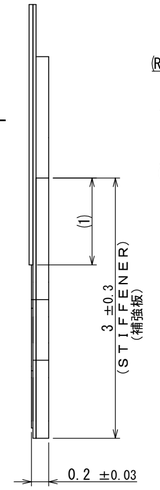

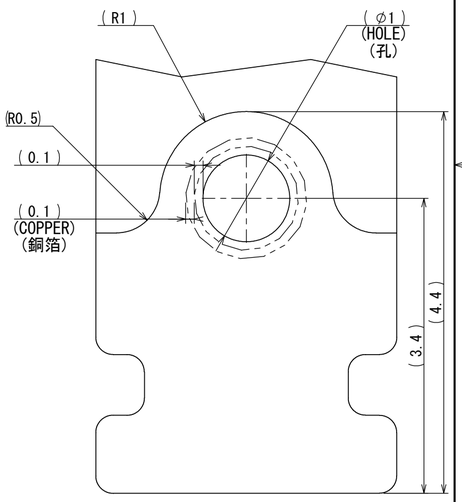

△5 (IN THE CASE OF WITH HOLE)
(孔有りの場合)

TABLE 1. RECOMMENDED F.P.C. COMPOSITION

COMPOSITION 層名		RECOMMENDED 推奨
GOLD PLATING 金めっき	ELECTROLYSIS PLATING 電解めっき	0.1μm MIN.
COPPER 銅箔	ROLLED MATERIAL 圧延銅	18μm MAX.
ADHESIVE 接着剤	THERMOSETTING ADHESIVE 熱硬化性	—
BASE FILM ﾍﾞｰｽﾌｨﾙﾑ	POLYIMIDE ﾎﾟﾘｲﾐﾄﾞ	25μm
ADHESIVE 接着剤	THERMOSETTING ADHESIVE 熱硬化性	30μm MAX.
REINFORCE PLATE 補強板	POLYIMIDE ﾎﾟﾘｲﾐﾄﾞ	—

NOTE
1. REFER TO TABLE1 FOR RECOMMENDED FPC COMPOSITION.
2. A NICKEL BARRIER EXISTS BETWEEN CONTACT POINT ADN TAIL.
3. THE DIMENTIONS OF VACCUMING COVER AREA.
4. RECOMMENDED F.P.C. PUNCHER DIRECTION ARE FROM CONDUCTOR SIDE TO STIFFNER FILME SIDE.
△2 △5 5. CAVITY AND LOT NUMBER IS MARKED ON THE TOP PORTION OF THE CONNECTOR.
△7 6. THIS PRODUCT IS HALOGEN-FREE

注記
1. 推奨FPC構成はTABLE1参照のこと。
2. ｺﾝﾀｸﾄ接点とSMT部の間にはﾆｯｹﾙﾊﾞﾘｱが有ります。
3. 吸着ｴﾘｱを示す。
△2 △5 4. FPC抜き方向は、導体側から補強板側を推奨します。
△5 5. ｷｬﾋﾞﾃｨおよびﾛｯﾄ番号がｺﾈｸﾀ上面に表記されます。
△7 6. 本製品はハロゲンフリー品です。

符号 NO.	名称 DESCRIPTION	個数 QTY.	材料 MATERIAL	仕上 FINISH	備考 REMARKS
3	ACTUATOR ｱｸﾁｭｴｰﾀ	1	HEAT RESISTING PLASTICS 耐熱ﾌﾟﾗｽﾁｯｸ	—	COLOR : BLACK/色相 : 黒色 UL94V-0
2	BASE INSULATOR ﾍﾞｰｽｲﾝｼｭﾚｰﾀ	1	HEAT RESISTING PLASTICS 耐熱ﾌﾟﾗｽﾁｯｸ	—	COLOR : BLACK/色相 : 黒色 UL94V-0
1	CONTACT ｺﾝﾀｸﾄ	N △5	COPPER ALLOY 銅合金	PARIAL GOLD(0.1μm MIN.) OVER NICKEL ﾆｯｹﾙ上部分Au 0.1μm以上	—

仕様書(SPECIFICATION)
JACS-10931-*△2△5
JAHL-10931△2△5

第1版(ORIGINAL DATE) 01/APR/2011

一般公差(GENERAL TOLERANCE)
寸法(DIMENSION): . ±0.8; .× ±0.4; .×× ±0.1; .×××±
角度(ANGLES): ×° ±; ×°×' ±
単位(UNIT) : mm

製図 DR.	
担当 CHK.	K.ASHIBU
査閲 APPD.	-
承認 APPD.	M.KIKUCHI

尺度(SCALE) 1:5
シリーズ(SERIES) FA10
名称(TITLE) FA10**SA1
質量(MASS)

日本航空電子工業株式会社
JAPAN AVIATION ELECTRONICS INDUSTRY, LTD.

図面番号(DRAWING NO.) SJ111450
版数(VER.) 7
SIZE A2

JAE-CONNECTOR.COM
Reference Only

JAE Connector DIV. Proprietary.Copyright(C) 2011, Japan Aviation Electronics Industry, LTD.

WISCOMEXPO 2012/12/21

DCF-C-213H(12.08)