

High Power Silicon PIN Diodes



Silicon PIN Diode Chips


Rev. V1

Features

- Voltage Breakdown up to 800 V
- Passivated Mesa Construction
- Screening Available per MIL-PRF-19500 / 38534

Description

These silicon PIN diodes feature fully passivated mesa designs with tri-metalization for reliable operation under the most demanding conditions.



Electrical Specifications: $T_A = +25^\circ\text{C}$ (unless otherwise specified)

Part #	Breakdown Voltage V_B $I_R = 10 \mu\text{A}$	Series Resistance R_S $I_F = 100 \text{ mA}$ (100 MHz)	Junction Capacitance C_J $V_R = 50 \text{ V}$	Minority Carrier Lifetime $I_F = 10 \text{ mA}$ $I_R = 6 \text{ mA}$ 50% recovery	Theta	I-Region Width	Contact Diameter	Chip Size
	V	Ω	pF	ns	$^\circ\text{C/W}$	μm	mils	Mils (sq.)
	Min.	Max.	Max.	Min.	Max.	Nominal		
MPN7330	300	0.5	0.40	500	10	30	10	15
MPN7360	600	0.4	1.00	2500	7	70	20	37
MPN7370	700	0.3	2.30	5000	5	70	40	64
MPN7380	800	0.5	0.60	2500	7	80	24	37
MPN7420	400	1.5	0.08	1000	30	100	5	15
MPN7453A	300	1.0	0.15	700	20	60	8	15
MPN7453B	400	0.9	0.20	2500	20	60	8	20
MPN7453C	300	0.7	0.25	1000	15	60	8	20

Absolute Maximum Ratings^{1,2}

Parameter	Absolute Maximum
Power Dissipation (P_{DISS})	$P_{DISS} = \frac{175^{\circ}\text{C} - T_c}{\text{Thermal Resistance } \theta_{JC}}$
Reverse Voltage	Rated V_{BR}
Junction Temperature	+175°C
Storage Temperature	-65°C to +200°C

1. Exceeding any one or combination of these limits may cause permanent damage to this device.
2. MACOM does not recommend sustained operation near these survivability limits.

Handling Procedures

Please observe the following precautions to avoid damage:

Static Sensitivity

These electronic devices are sensitive to electrostatic discharge (ESD) and can be damaged by static electricity. Proper ESD control techniques should be used when handling these devices.

Figure 1.

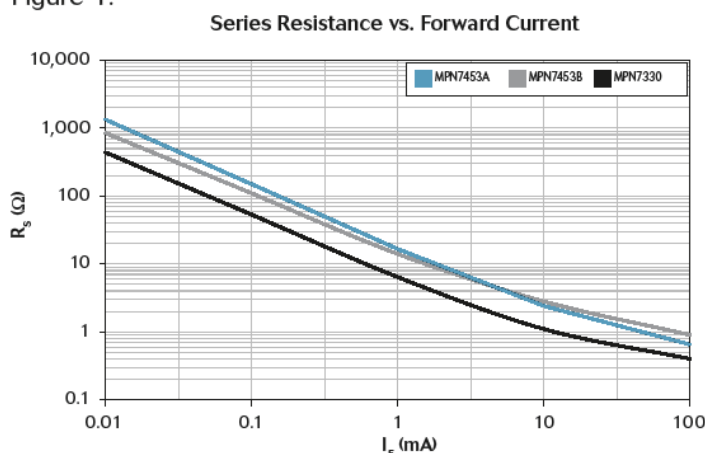


Figure 2.

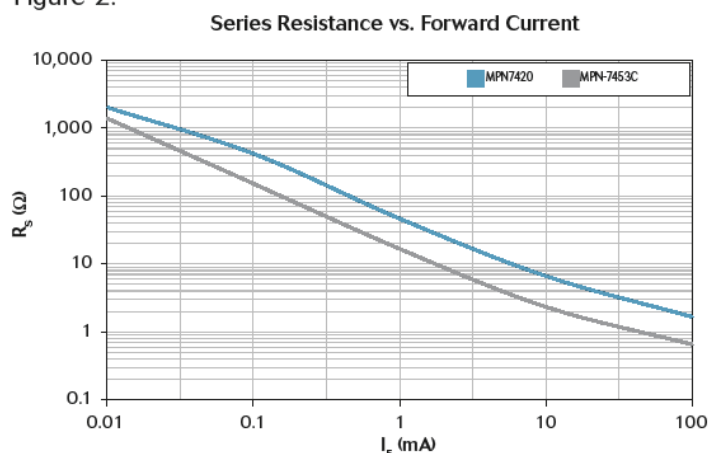
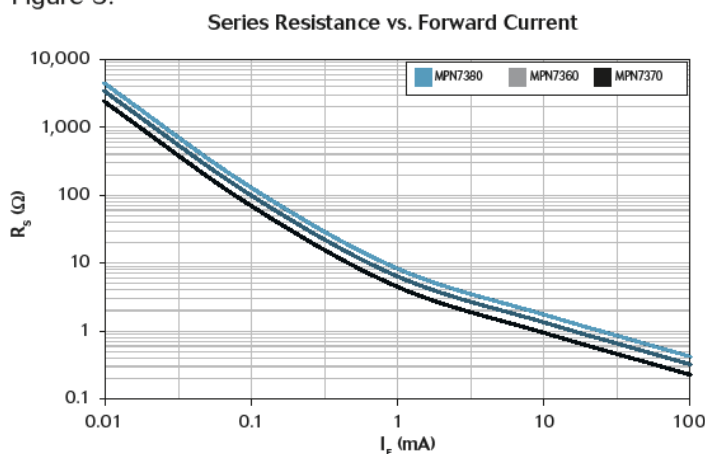


Figure 3.



M/A-COM Technology Solutions Inc. All rights reserved.

Information in this document is provided in connection with M/A-COM Technology Solutions Inc ("MACOM") products. These materials are provided by MACOM as a service to its customers and may be used for informational purposes only. Except as provided in MACOM's Terms and Conditions of Sale for such products or in any separate agreement related to this document, MACOM assumes no liability whatsoever. MACOM assumes no responsibility for errors or omissions in these materials. MACOM may make changes to specifications and product descriptions at any time, without notice. MACOM makes no commitment to update the information and shall have no responsibility whatsoever for conflicts or incompatibilities arising from future changes to its specifications and product descriptions. No license, express or implied, by estoppel or otherwise, to any intellectual property rights is granted by this document.

THESE MATERIALS ARE PROVIDED "AS IS" WITHOUT WARRANTY OF ANY KIND, EITHER EXPRESS OR IMPLIED, RELATING TO SALE AND/OR USE OF MACOM PRODUCTS INCLUDING LIABILITY OR WARRANTIES RELATING TO FITNESS FOR A PARTICULAR PURPOSE, CONSEQUENTIAL OR INCIDENTAL DAMAGES, MERCHANTABILITY, OR INFRINGEMENT OF ANY PATENT, COPYRIGHT OR OTHER INTELLECTUAL PROPERTY RIGHT. MACOM FURTHER DOES NOT WARRANT THE ACCURACY OR COMPLETENESS OF THE INFORMATION, TEXT, GRAPHICS OR OTHER ITEMS CONTAINED WITHIN THESE MATERIALS. MACOM SHALL NOT BE LIABLE FOR ANY SPECIAL, INDIRECT, INCIDENTAL, OR CONSEQUENTIAL DAMAGES, INCLUDING WITHOUT LIMITATION, LOST REVENUES OR LOST PROFITS, WHICH MAY RESULT FROM THE USE OF THESE MATERIALS.

MACOM products are not intended for use in medical, lifesaving or life sustaining applications. MACOM customers using or selling MACOM products for use in such applications do so at their own risk and agree to fully indemnify MACOM for any damages resulting from such improper use or sale.