THIS DRAWING IS UNPUBLISHED. RELEASED FOR PUBLICATION – ,– .
© COPYRIGHT – By – ALL RIGHTS RESERVED.

LOC	DIST
FT	0

REVISIONS

P	LTR	DESCRIPTION	DATE	DWN	APVD
	E1	REVISED PER ECO–15–009619	17JUL2015	AP	PS

NOTES:

MATERIAL:
HOUSING: THERMOPLASTIC, UL94V–0, BLACK.
TERMINAL: BRIGHT TIN PLATED, COPPER ALLOY.
SCREWS: ZINC PLATED STEEL.

ELECTRICAL:
RATED CURRENT: 10A.
OPERATING VOLTAGE: 300V.
WIRE RANGE: 16–30 AWG.

MECHANICAL:
PITCH (TERMINAL SPACING): .250"
OPERATING TEMP.: 120°C MAX.

1 M3 SCREWS BOTTOMED.

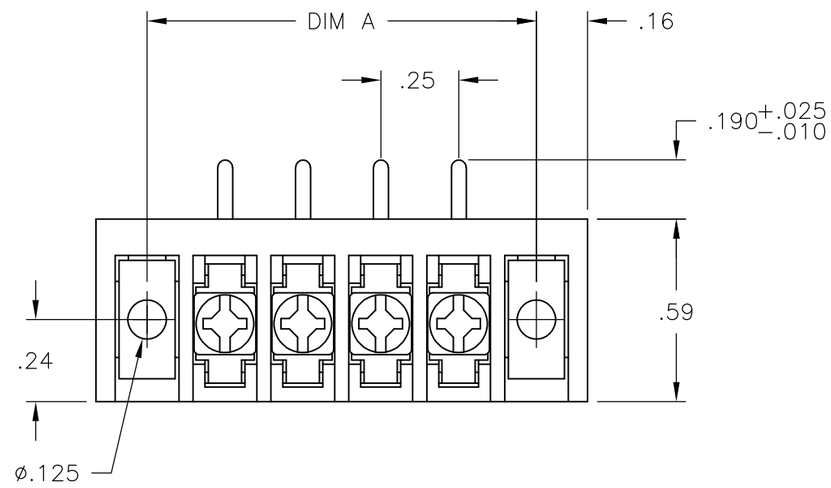

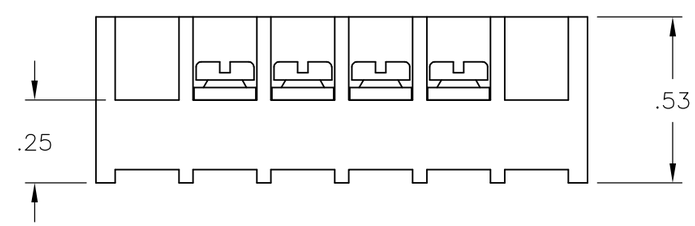

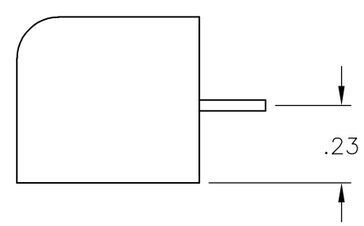

DIM "A" IN INCH	NO. OF POS.	CATALOG NUMBER	TE PART NO.
7.25	28	3PCR–28–008	2–1546525–8
7.00	27	3PCR–27–008	2–1546525–7
6.75	26	3PCR–26–008	2–1546525–6
6.50	25	3PCR–25–008	2–1546525–5
6.25	24	3PCR–24–008	2–1546525–4
6.00	23	3PCR–23–008	2–1546525–3
5.75	22	3PCR–22–008	2–1546525–2
5.50	21	3PCR–21–008	2–1546525–1
5.25	20	3PCR–20–008	2–1546525–0
5.00	19	3PCR–19–008	1–1546525–9
4.75	18	3PCR–18–008	1–1546525–8
4.50	17	3PCR–17–008	1–1546525–7
4.25	16	3PCR–16–008	1–1546525–6
4.00	15	3PCR–15–008	1–1546525–5
3.75	14	3PCR–14–008	1–1546525–4
3.50	13	3PCR–13–008	1–1546525–3
3.25	12	3PCR–12–008	1–1546119–8
3.00	11	3PCR–11–008	1–1546525–1
2.75	10	3PCR–10–008	1–1546525–0
2.50	9	3PCR–09–008	1546525–9
2.25	8	3PCR–08–008	1546525–8
2.00	7	3PCR–07–008	1–1546119–1
1.75	6	3PCR–06–008	1546525–6
1 1.50	5	3PCR–05–303	2–1546525–9
1.50	5	3PCR–05–008	1546119–9
1.25	4	3PCR–04–008	1546525–4
1.00	3	3PCR–03–008	1546119–7
0.75	2	3PCR–02–008	1546525–2

THIS DRAWING IS A CONTROLLED DOCUMENT.

DIMENSIONS: INCHES

TOLERANCES UNLESS OTHERWISE SPECIFIED:
0 PLC ± –
1 PLC ± –
2 PLC ± .02
3 PLC ± .010
4 PLC ± –
ANGLES ± 1°

MATERIAL –
FINISH –

DWN S SCHLEGEL 4/17/03
CHK S. YODER 4/17/03
APVD S. YODER 4/17/03
PRODUCT SPEC —
APPLICATION SPEC —
WEIGHT —

TE Connectivity

NAME 3PCR–XX–008 ASSEMBLY

SIZE	CAGE CODE	DRAWING NO	RESTRICTED TO
A3	00779	C–1546119–7	—

CUSTOMER DRAWING | SCALE NTS | SHEET 1 OF 1 | REV E1

1470–19 (3/11)