© – TE Connectivity. All Rights Reserved.

REVISIONS					
P	LTR	DESCRIPTION	DATE	DWN	APVD
	H1	REVISED PER ECN-22-185269	18NOV2022	RK	MF

1. ASSEMBLY MAY BE BROKEN TO THE DESIRED NUMBER OF POSITIONS
2. TRUE POSITION TOLERANCE OF THE POST TIPS APPLIES WHEN THE HEADER IS HELD FLAT AGAINST THE PRINTED CIRCUIT BOARD
3. THE NOTED DIMENSIONS APPLY AT THE INTERSECTION OF THE POST AND HOUSING
4. PLATING: 0.000381 [.000015] GOLD ON CONTACT AREA, .00254–0.00508 [.0000100–.0000200] MATTE TIN–LEAD ON SOLDER TAIL, ALL OVER 0.00127 [.000050] NICKEL.
5. HOUSING: LCP, COLOR–BLACK. POST: COPPER ALLOY
6. PLATING: 0.000381 [.000015] GOLD ON CONTACT AREA, .00254–0.00508 [.0000100–.0000200] MATTE TIN ON SOLDER TAIL, ALL OVER 0.00127 [.000050] NICKEL.
7. OBSOLETE PARTS: OBSOLETE CIS STREAMLINING PER D.RENAUD/D.SINISI
8. OBSOLETE
9. SUPERSEDED

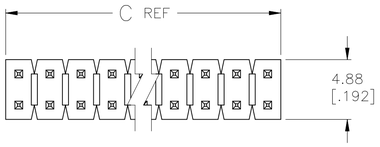

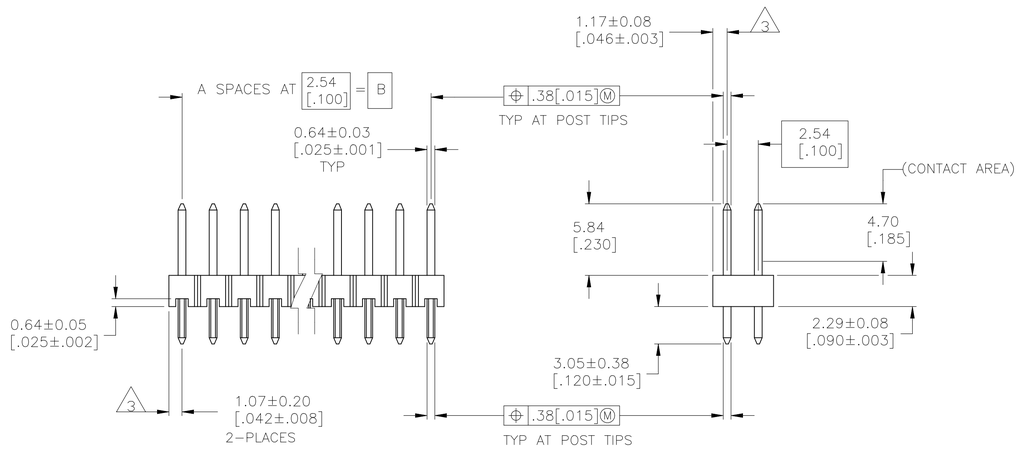

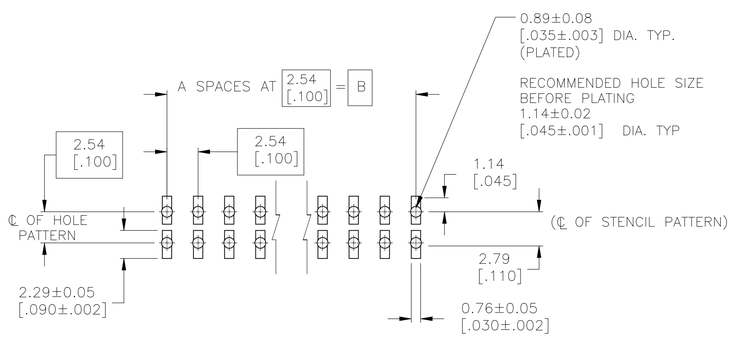

RECOMMENDED PC BOARD MOUNTING DIMENSIONS
FOR .063 [1.60] THICK PC BOARD AND
.012 [.305] STENCIL THICK

PLATING	C	B	A	NO. OF POSITIONS	PART NUMBER
6	101.19 [3.984]	99.06 [3.900]	39	80	9–146256–0
6	98.65 [3.884]	96.52 [3.800]	38	78	8–146256–9
6	96.11 [3.784]	93.98 [3.700]	37	76	8–146256–8
6	93.57 [3.684]	91.44 [3.600]	36	74	8–146256–7
6	91.03 [3.584]	88.90 [3.500]	35	72	8–146256–6
6	88.49 [3.484]	86.36 [3.400]	34	70	8–146256–5
6	85.95 [3.384]	83.82 [3.300]	33	68	8–146256–4
6	83.41 [3.284]	81.28 [3.200]	32	66	8–146256–3
6	80.87 [3.184]	78.74 [3.100]	31	64	8–146256–2
6	78.33 [3.084]	76.20 [3.000]	30	62	8–146256–1
6	75.79 [2.984]	73.66 [2.900]	29	60	8–146256–0
6	73.25 [2.884]	71.12 [2.800]	28	58	7–146256–9
6	70.71 [2.784]	68.58 [2.700]	27	56	7–146256–8
6	68.17 [2.684]	66.04 [2.600]	26	54	7–146256–7
6	65.63 [2.584]	63.5 [2.500]	25	52	7–146256–6
6	63.09 [2.484]	60.96 [2.400]	24	50	7–146256–5
6	60.55 [2.384]	58.42 [2.300]	23	48	7–146256–4
6	58.01 [2.284]	55.88 [2.200]	22	46	7–146256–3
6	55.47 [2.184]	53.34 [2.100]	21	44	7–146256–2
6	52.93 [2.084]	50.80 [2.000]	20	42	7–146256–1
6	50.39 [1.984]	48.26 [1.900]	19	40	7–146256–0
6	47.85 [1.884]	45.72 [1.800]	18	38	6–146256–9
6	45.31 [1.784]	43.18 [1.700]	17	36	6–146256–8
6	42.77 [1.684]	40.64 [1.600]	16	34	6–146256–7
6	40.23 [1.584]	38.10 [1.500]	15	32	6–146256–6
6	37.69 [1.484]	35.56 [1.400]	14	30	6–146256–5
6	35.15 [1.384]	33.02 [1.300]	13	28	6–146256–4
6	32.61 [1.284]	30.48 [1.200]	12	26	6–146256–3
6	30.07 [1.184]	27.94 [1.100]	11	24	6–146256–2
6	27.53 [1.084]	25.40 [1.000]	10	22	6–146256–1
6	24.99 [.984]	22.86 [.900]	9	20	6–146256–0
6	22.45 [.884]	20.32 [.800]	8	18	5–146256–9
6	19.91 [.784]	17.78 [.700]	7	16	5–146256–8
6	17.37 [.684]	15.24 [.600]	6	14	5–146256–7
6	14.83 [.584]	12.70 [.500]	5	12	5–146256–6
6	12.29 [.484]	10.16 [.400]	4	10	5–146256–5
6	9.75 [.384]	7.62 [.300]	3	8	5–146256–4
6	7.21 [.284]	5.08 [.200]	2	6	5–146256–3
6	4.67 [.184]	2.54 [.100]	1	4	5–146256–2
6	2.13 [.084]	– [–]	0	2	5–146256–1

PLATING	C	B	A	NO. OF POSITIONS	PART NUMBER
8 4	101.19 [3.984]	99.06 [3.900]	39	80	~~4–146256–0~~
7 4	98.65 [3.884]	96.52 [3.800]	38	78	~~3–146256–9~~
7 4	96.11 [3.784]	93.98 [3.700]	37	76	~~3–146256–8~~
7 4	93.57 [3.684]	91.44 [3.600]	36	74	~~3–146256–7~~
7 4	91.03 [3.584]	88.90 [3.500]	35	72	~~3–146256–6~~
7 4	88.49 [3.484]	86.36 [3.400]	34	70	~~3–146256–5~~
7 4	85.95 [3.384]	83.82 [3.300]	33	68	~~3–146256–4~~
7 4	83.41 [3.284]	81.28 [3.200]	32	66	~~3–146256–3~~
7 4	80.87 [3.184]	78.74 [3.100]	31	64	~~3–146256–2~~
7 4	78.33 [3.084]	76.20 [3.000]	30	62	~~3–146256–1~~
7 4	75.79 [2.984]	73.66 [2.900]	29	60	~~3–146256–0~~
7 4	73.25 [2.884]	71.12 [2.800]	28	58	~~2–146256–9~~
7 4	70.71 [2.784]	68.58 [2.700]	27	56	~~2–146256–8~~
7 4	68.17 [2.684]	66.04 [2.600]	26	54	~~2–146256–7~~
7 4	65.63 [2.584]	63.5 [2.500]	25	52	~~2–146256–6~~
7 4	63.09 [2.484]	60.96 [2.400]	24	50	~~2–146256–5~~
7 4	60.55 [2.384]	58.42 [2.300]	23	48	~~2–146256–4~~
7 4	58.01 [2.284]	55.88 [2.200]	22	46	~~2–146256–3~~
7 4	55.47 [2.184]	53.34 [2.100]	21	44	~~2–146256–2~~
7 4	52.93 [2.084]	50.80 [2.000]	20	42	~~2–146256–1~~
8 4	50.39 [1.984]	48.26 [1.900]	19	40	~~2–146256–0~~
7 4	47.85 [1.884]	45.72 [1.800]	18	38	~~1–146256–9~~
7 4	45.31 [1.784]	43.18 [1.700]	17	36	~~1–146256–8~~
7 4	42.77 [1.684]	40.64 [1.600]	16	34	~~1–146256–7~~
7 4	40.23 [1.584]	38.10 [1.500]	15	32	~~1–146256–6~~
7 4	37.69 [1.484]	35.56 [1.400]	14	30	~~1–146256–5~~
7 4	35.15 [1.384]	33.02 [1.300]	13	28	~~1–146256–4~~
7 4	32.61 [1.284]	30.48 [1.200]	12	26	~~1–146256–3~~
7 4	30.07 [1.184]	27.94 [1.100]	11	24	~~1–146256–2~~
7 4	27.53 [1.084]	25.40 [1.000]	10	22	~~1–146256–1~~
9 4	24.99 [.984]	22.86 [.900]	9	20	~~1–146256–0~~
7 4	22.45 [.884]	20.32 [.800]	8	18	~~146256–9~~
7 4	19.91 [.784]	17.78 [.700]	7	16	~~146256–8~~
7 4	17.37 [.684]	15.24 [.600]	6	14	~~146256–7~~
8 4	14.83 [.584]	12.70 [.500]	5	12	~~146256–6~~
8 4	12.29 [.484]	10.16 [.400]	4	10	~~146256–5~~
7 4	9.75 [.384]	7.62 [.300]	3	8	~~146256–4~~
8 4	7.21 [.284]	5.08 [.200]	2	6	~~146256–3~~
8 4	4.67 [.184]	2.54 [.100]	1	4	~~146256–2~~
7 4	2.13 [.084]	– [–]	0	2	~~146256–1~~

THIS DRAWING IS A CONTROLLED DOCUMENT.

DIMENSIONS: mm [INCHES]

TOLERANCES UNLESS OTHERWISE SPECIFIED:
0 PLC ± –
1 PLC ± –
2 PLC ± 0.51[.02]
3 PLC ± 0.127[.005]
4 PLC ± 0.0127[.0005]
ANGLES ± –

MATERIAL 5

FINISH SEE TABLE

DWN T. HOFFMAN 08-05-95
CHK G. DUBNICZKI 24-10-95
APVD G. DUBNICZKI 24-10-95

PRODUCT SPEC –
APPLICATION SPEC –
WEIGHT –

CUSTOMER DRAWING

TE Connectivity

NAME HEADER ASSEMBLY, MOD II , BREAKAWAY, DOUBLE ROW, VERTICAL, HIGH TEMPERATURE

SIZE	CAGE CODE	DRAWING NO	RESTRICTED TO
A1	00779	C-146256	–

SCALE 4:1 SHEET 1 OF 1 REV H1