

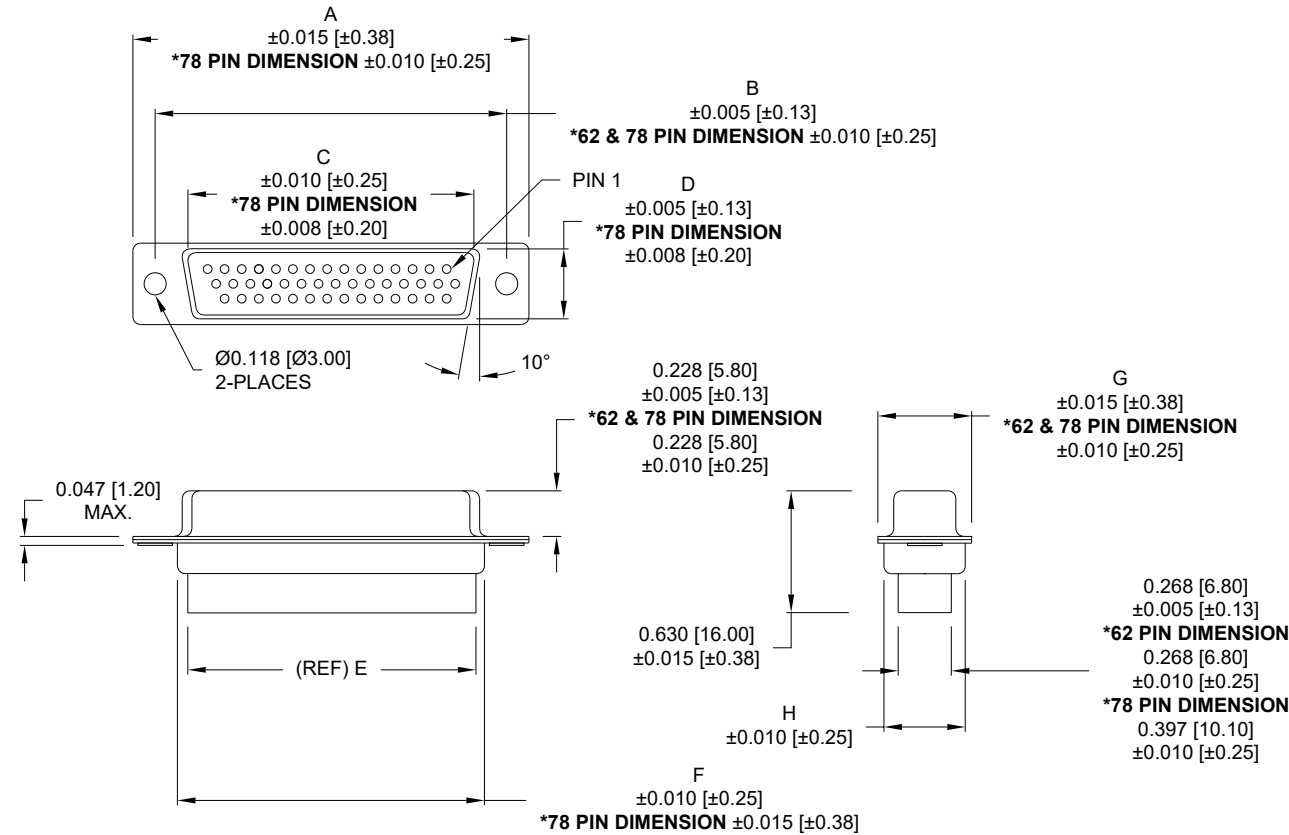
DESCRIPTION: FEMALE // HD DSUB // CRIMP AND POKE

SPECIFICATIONS:

<b>ELECTRICAL:</b>	
INSULATION RESISTANCE:	1,000 MOhms MIN.
OPERATING TEMPERATURE:	-50°C TO +100°C
VOLTAGE:	500 VAC FOR 1 MINUTE
<b>MATERIALS:</b>	
INSULATOR:	PBT +30% GF, UL94 V-0
PROCESS TEMP:	230°C
SHELL:	NICKEL PLATED STEEL

**COMPATIBLE WITH NORCOMP CONTACT PART NUMBERS BELOW:**  
180-002-170L001                      180-102-170L001

**\*\*NOTE: CONTACTS MUST BE PURCHASED SEPARATELY\*\***



**180-YYY-27YLYY0**

SERIES  
POSITIONS  
015  
026  
044  
062  
078  
GENDER  
2 = FEMALE  
TERMINATION  
7 = CRIMP & POKE  
SHELL PLATING  
2 = TIN (DISCONTINUED)  
3 = NICKEL  
HARDWARE OPTIONS  
00 = NO HARDWARE  
01 = .157" CLINCH NUT (SOLDER SIDE)  
02 = .250" CLINCH NUT (SOLDER SIDE)  
03 = .250" CLINCH NUT (MATING SIDE)  
PLATING OPTIONS  
0 = NO CONTACTS

		DIMENSIONS							
No. OF PINS	UNITS	A	B	C	D	E	F	G	H
15	inch	1.213	0.984	0.643	0.311	0.610	0.759	0.494	0.421
	mm	30.81	24.99	16.33	7.90	15.50	19.28	12.55	10.70
26	inch	1.541	1.312	0.970	0.311	0.964	1.089	0.494	0.421
	mm	39.14	33.32	24.66	7.90	24.50	27.65	12.55	10.70
44	inch	2.088	1.852	1.511	0.311	1.494	1.618	0.494	0.421
	mm	53.04	47.04	38.38	7.90	37.95	41.10	12.55	10.70
62	inch	2.736	2.500	2.157	0.311	2.142	2.262	0.494	0.421
	mm	69.50	63.50	54.80	7.90	54.40	57.46	12.55	10.70
4 ROWS 78	inch	2.644	2.406	2.061	0.422	2.035	2.169	0.605	0.527
	mm	67.16	61.11	52.34	10.72	51.70	55.10	15.37	13.40

RoHS COMPLIANT



THESE DRAWINGS AND SPECIFICATIONS ARE THE PROPERTY OF NorComp AND SHALL NOT BE REPRODUCED, COPIED OR USED AS THE BASIS FOR THE MANUFACTURE OR SALE OF APPARATUS WITHOUT WRITTEN PERMISSION.

DRAWN:  
**P. JENKINS**

DATE:  
**07/19/2005**

UNITS = inch [mm]

DO NOT SCALE FROM DRAWING

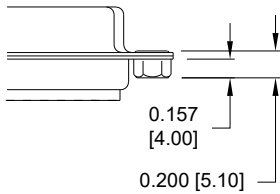
NorComp

SCALE: NTS	SHEET 1 OF 2	REV 22
DWG NO. <b>180-YYY-27YLYY0</b>		

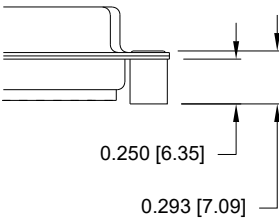
TOLERANCE:  
ALL DIMENSIONS ARE ±0.010

ALL CLINCH-NUTS ARE 4-40 INTERNAL THREADS

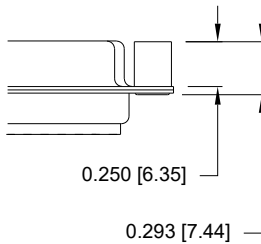
01 ..... 0.157" (SOLDER SIDE)



02 ..... 0.250" (SOLDER SIDE)



03 ..... 0.250" (MATING SIDE)



RoHS COMPLIANT



THESE DRAWINGS AND SPECIFICATIONS ARE THE PROPERTY OF NorComp AND SHALL NOT BE REPRODUCED, COPIED OR USED AS THE BASIS FOR THE MANUFACTURE OR SALE OF APPARATUS WITHOUT WRITTEN PERMISSION.

DRAWN:  
P. JENKINS

DATE:  
07/19/2005

UNITS = inch [mm]

DO NOT SCALE FROM DRAWING

NorComp

SCALE:  
NTS

SHEET OF  
2 2

REV  
22

DWG NO. 180-YYY-27YLYY0