THIS DRAWING IS UNPUBLISHED. RELEASED FOR PUBLICATION -,- .
© COPYRIGHT - 28JUN2014 ALL RIGHTS RESERVED.

LOC	DIST
AD	00

REVISIONS

P	LTR	DESCRIPTION	DATE	DWN	APVD
	AD	REVISED PER ECO-14-000066	28JUN2014	NK	MM

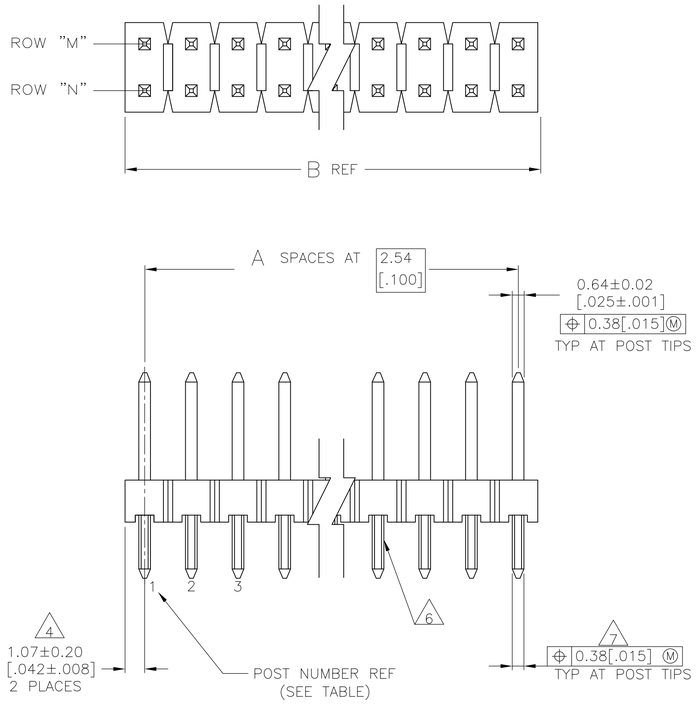

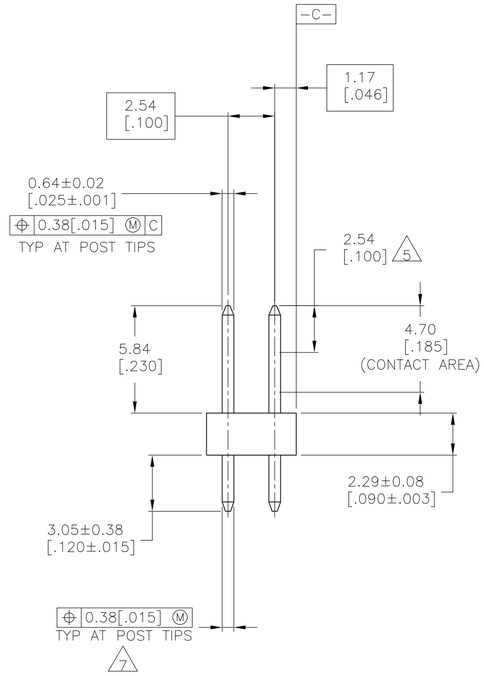

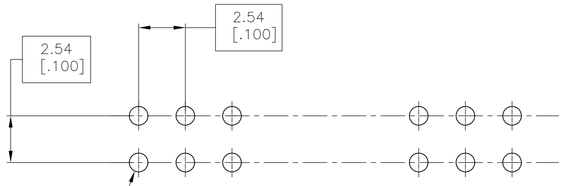

ø1.02±0.08 TYP [ø.040±.003]
Ø0.08[.003]M
RECOMMENDED HOLE SIZE BEFORE PLATING
ø1.15±0.025 TYP [ø.0452±.0010]

RECOMMENDED HOLE LAYOUT

	REMARKS	PLATING	POST NUMBER OMITTED ROW "N"	POST NUMBER OMITTED ROW "M"	B	A	NO OF ACTIVE POSN	NO OF POSN	PART NUMBER
OBSOLETE		9	8	NONE	3	17.37 [.684]	6	13	14	~~7-104797-0~~
		9	8	NONE	5	12.29 [.484]	4	9	10	~~6-104797-9~~
		9	8	NONE	4	17.37 [.684]	6	13	14	~~6-104797-8~~
		9	8	NONE	3	12.29 [.484]	4	9	10	~~6-104797-7~~
		9	8	4	2	12.29 [.484]	4	8	10	~~6-104797-6~~
		9	8	NONE	4	14.83 [.584]	5	11	12	~~6-104797-5~~
		9	8	NONE	3	12.29 [.484]	4	9	10	~~6-104797-4~~
		9	8	2	NONE	42.77 [1.684]	16	33	34	~~6-104797-3~~
		9	8	NONE	10	50.39 [1.984]	19	39	40	~~6-104797-2~~
		9	8	14	NONE	37.69 [1.484]	14	29	30	~~6-104797-1~~
		9	8	7	NONE	32.61 [1.284]	12	25	26	~~5-104797-9~~
		9	8	NONE	6	17.37 [.684]	6	13	14	~~5-104797-8~~
		9	8	NONE	1	37.69 [1.484]	14	29	30	~~5-104797-7~~
		9	8	13	NONE	32.61 [1.284]	12	25	26	~~5-104797-6~~
		9	8	2	NONE	7.21 [.284]	2	5	6	~~5-104797-5~~
		9	8	3	NONE	9.75 [.384]	3	7	8	~~5-104797-4~~
		9	8	NONE	3	9.75 [.384]	3	7	8	~~5-104797-3~~
OBSOLETE 10			3	NONE	3	17.37 [.684]	6	13	14	~~2-104797-0~~
			3	NONE	5	12.29 [.484]	4	9	10	~~1-104797-9~~
			3	NONE	4	17.37 [.684]	6	13	14	~~1-104797-8~~
			3	NONE	3	12.29 [.484]	4	9	10	~~1-104797-7~~
			3	4	2	12.29 [.484]	4	8	10	~~1-104797-6~~
			3	NONE	4	14.83 [.584]	5	11	12	~~1-104797-5~~
			3	NONE	3	12.29 [.484]	4	9	10	~~1-104797-4~~
			3	2	NONE	42.77 [1.684]	16	33	34	~~1-104797-3~~
			3	NONE	10	50.39 [1.984]	19	39	40	~~1-104797-2~~
			3	14	NONE	37.69 [1.484]	14	29	30	~~1-104797-1~~
OBSOLETE			3	12	NONE	42.77 [1.684]	16	33	34	~~1-104797-0~~
OBSOLETE 10			3	7	NONE	32.61 [1.284]	12	25	26	~~104797-9~~
			3	NONE	6	17.37 [.684]	6	13	14	~~104797-8~~
			3	NONE	1	37.69 [1.484]	14	29	30	~~104797-7~~
			3	13	NONE	32.61 [1.284]	12	25	26	~~104797-6~~
			3	2	NONE	7.21 [.284]	2	5	6	104797-5
OBSOLETE 10			3	3	NONE	9.75 [.384]	3	7	8	~~104797-4~~
			3	NONE	3	9.75 [.384]	3	7	8	~~104797-3~~
OBSOLETE			3	NONE	1,3	7.21 [.284]	2	4	6	~~104797-2~~
OBSOLETE			3	6	NONE	27.53 [1.084]	10	21	22	~~104797-1~~

1. FLAME RETARDANT THERMOPLASTIC, COLOR - BLACK.
2. COPPER ALLOY.
3. 0.00038[.000015] GOLD ON CONTACT AREA, 0.00254-0.00508[.000100-.000200] MATTE TIN-LEAD ON SOLDER TAIL, ALL OVER 0.00127[.000050] NICKEL.
4. THE NOTED DIMENSION APPLIES AT THE INTERSECTION OF THE POST AND HOUSING.
5. POINT OF MEASUREMENT FOR PLATING THICKNESS.
6. RETENTION FEATURES ON SOLDER TAILS, LOCATED AT MANUFACTURERS OPTION.
7. .020M FOR KINKED TAILS.
8. 0.00038[.000015] GOLD ON CONTACT AREA, 0.00254-0.00508[.000100-.000200] MATTE TIN ON SOLDER TAIL, ALL OVER 0.00127[.000050] NICKEL.
9. HIGH TEMPERATURE CONFIGURATION.
10. OBSOLETE PARTS: OBSOLETE CIS STREAMLINING PER D.RENAUD/D.SINISI

THIS DRAWING IS A CONTROLLED DOCUMENT.

DIMENSIONS: mm [INCHES]

TOLERANCES UNLESS OTHERWISE SPECIFIED:
0 PLC ± -
1 PLC ± -
2 PLC ± 0.13[.005]
3 PLC ± -
4 PLC ± -
ANGLES ± -

MATERIAL
HOUSING: 1
CONTACTS: 2

FINISH: SEE TABLE

DWN KATE HELM 28MAY91
CHK D. FORKER 30MAY91
APVD D. FORKER 30MAY91

PRODUCT SPEC -
APPLICATION SPEC -
WEIGHT -

TE Connectivity

NAME: HDR ASSY,MOD II,BREAKAWAY, DBL-ROW,.100 CL, ,VERT,.025 SQ POST WITH RETENTION FEATURE

SIZE	CAGE CODE	DRAWING NO	RESTRICTED TO
A1	00779	C-104797	-

CUSTOMER DRAWING | SCALE 6:1 | SHEET 1 OF 1 | REV AD

4805 (3/11)