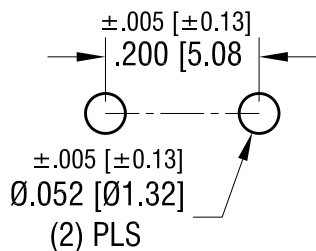
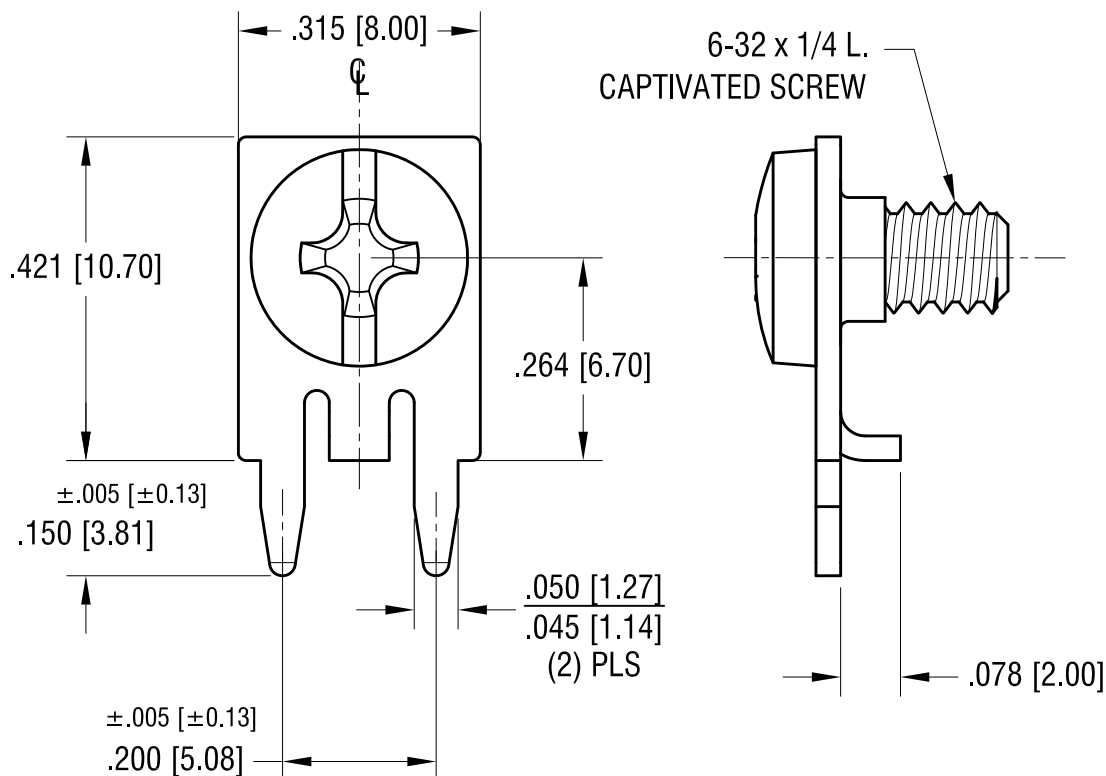
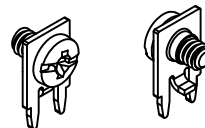


# MOUNTING DETAIL



THIS DOCUMENT IS THE PROPERTY OF  
 KEYSTONE ELECTRONICS CORP. AND  
 SHALL NOT BE REPRODUCED, DISTRIBUTED  
 OR USED AS A BASIS FOR MANUFACTURE  
 WITHOUT PRIOR WRITTEN PERMISSION  
 FROM KEYSTONE ELECTRONICS CORP.

## ACTUAL SIZE



## NOTE:

1. TERMINAL:  
 MAT'L - .032 [0.81] TH'K BRASS, TIN PLATE
2. SCREW : 6-32 TH'D x 1/4 L.  
 MAT'L - BRASS, NICKEL PLATE  
 SCREW SUPPLIED CAPTIVATED

## KEYSTONE ELECTRONICS CORP.

www.keyelco.com • NEW HYDE PARK, NY 11040 • Tel (516) 328-7500

PART NAME

SCREW TERMINAL

MATERIAL

AS NOTED

FINISH

AS NOTED

DRN BY

NT

DATE

3.14.19

APP'D

LN

SCALE

4X

TOLERANCES

INCH

[MM]

DECIMAL  $\pm .010 [\pm 0.25]$

ANGULAR  $\pm 1^\circ$

UNLESS OTHERWISE SPECIFIED

CODE

DWG NO.

C

7757

DATE

DESCRIPTION

REV.