





RIGHT-ANGLE & EDGE MOUNT HIGH-SPEED GROUND PLANE CONNECTORS

- Right-Angle and Edge Mount designs for coplanar and perpendicular mating
- Q Strip® Right-Angle High-Speed Connectors on 0.50 mm & 0.635 mm pitches
- Q2™ Right-Angle & Edge Mount Rugged High-Speed Connectors on 0.635 mm pitch
- Q Rate® Right-Angle Slim Body High-Speed Connectors on 0.80 mm pitch
- Visit samtec.com/QSeries for complete specifications and ordering information



Q STRIP® HIGH-SPEED GROUND PLANE CONNECTORS

(0.50 mm) .0197" PITCH RIGHT-ANGLE GROUND PLANE HEADERS & SOCKETS




QTH-RA
Board Mates:
QSH

QSH-RA
Board Mates:
QTH

SERIES	PINS PER ROW NO. OF PAIRS	01	PLATING	TYPE	RA	OTHER OPTION
QTH Header	-030, -060, -090 -D = (60 total pins per bank)		-F = Gold Flash on contact, Matte Tin on tails	-D = Single-Ended		-PGP = Plastic Guide Post (QTH only)
QSH Socket	-020, -040, -060 -D-DP = (20 pairs per bank)		-L = 10 μ" (0.25 μm) Gold contact, Matte Tin on tails	-D-DP = Differential Pair		-GP = Guide Post Holes (QSH only)
						-K = Polyimide film Pick & Place Pad

View complete specifications at: samtec.com?QTH-RA or samtec.com?QSH-RA

(0.635 mm) .025" PITCH RIGHT-ANGLE GROUND PLANE HEADERS & SOCKETS



QTS-RA
Board Mates:
QSS

QSS-RA
Board Mates:
QTS

Cable Mates:
SQCD

SERIES	POSITIONS PER ROW	01	PLATING	D	RA	WT	OTHER OPTION
QTS Header	-025, -050, -075 (50 total Positions per bank)		-F = Gold Flash on Signal Pins and Ground Plane, Matte Tin on tails			-WT = Weld Tab (N/A with -025 Positions)	-SP = Solder Pin (QTS only)
QSS Socket			-L = 10 μ" (0.25 μm) Gold on Signal Pins and Ground Plane, Matte Tin on tails				

Note:
Some lengths, styles and options are non-standard, non-returnable.

View complete specifications at: samtec.com?QTS-RA or samtec.com?QSS-RA