



CII

TE Internal #: 1-1617121-5

TO-5/.100 Grid Relays, Contact Arrangement 2 Form C, DPDT, 2 C /O, 5VDC Input Voltage, 5 VDC Coil Voltage, 50Ω Coil Resistance

[View on TE.com >](#)

Relays & Contactors > Relays > Mil-Aero Relays > TO-5/.100 Grid Relays



Contact Arrangement: 2 Form C, DPDT, 2 C/O

Input Voltage: 5 VDC

Coil Voltage: 5 VDC

Coil Resistance: 50 Ω

Coil Power Rating DC: 500 mW

Features

Product Type Features

Enclosure Type	Hermetically Sealed
Relay Connection Type	PCB Solder Pins

Electrical Characteristics

Vibration Resistance	30G's, 10 – 3000Hz
Actuating System	DC
Coil Power Measurement	Milliwatts
Shock Resistance	75G's, 6ms
Contact Switching Voltage (Max)	28 VDC
Coil Magnetic System	Non-Polarized, Monostable
Input Voltage	5 VDC
Coil Voltage	5 VDC
Coil Resistance	50 Ω
Coil Power Rating DC	500 mW

Contact Features

Pin Configuration	.200" x .300" Spreader Pad
Contact Current Rating (Max)	1 A
Contact Arrangement	2 Form C, DPDT, 2 C/O

Usage Conditions



Operating Temperature Range	-65 – 125 °C
-----------------------------	--------------

Product Compliance

For compliance documentation, visit the product page on TE.com>

EU RoHS Directive 2011/65/EU	Not Compliant
EU ELV Directive 2000/53/EC	Not Compliant
China RoHS 2 Directive MIIT Order No 32, 2016	Restricted Materials Above Threshold
EU REACH Regulation (EC) No. 1907/2006	Current ECHA Candidate List: JAN 2024 (240) Candidate List Declared Against: JAN 2022 (223) Does not contain REACH SVHC
Halogen Content	Low Halogen - Br, Cl, F, I < 900 ppm per homogenous material. Also BFR/CFR/PVC Free
Solder Process Capability	Not lead free process capable

Product Compliance Disclaimer

This information is provided based on reasonable inquiry of our suppliers and represents our current actual knowledge based on the information they provided. This information is subject to change. The part numbers that TE has identified as EU RoHS compliant have a maximum concentration of 0.1% by weight in homogenous materials for lead, hexavalent chromium, mercury, PBB, PBDE, DBP, BBP, DEHP, DIBP, and 0.01% for cadmium, or qualify for an exemption to these limits as defined in the Annexes of Directive 2011/65/EU (RoHS2). Finished electrical and electronic equipment products will be CE marked as required by Directive 2011/65/EU. Components may not be CE marked. Additionally, the part numbers that TE has identified as EU ELV compliant have a maximum concentration of 0.1% by weight in homogenous materials for lead, hexavalent chromium, and mercury, and 0.01% for cadmium, or qualify for an exemption to these limits as defined in the Annexes of Directive 2000/53/EC (ELV). Regarding the REACH Regulation, the information TE provides on SVHC in articles for this part number is based on the latest European Chemicals Agency (ECHA) 'Guidance on requirements for substances in articles' posted at this URL: <https://echa.europa.eu/guidance-documents/guidance-on-reach>

Compatible Parts









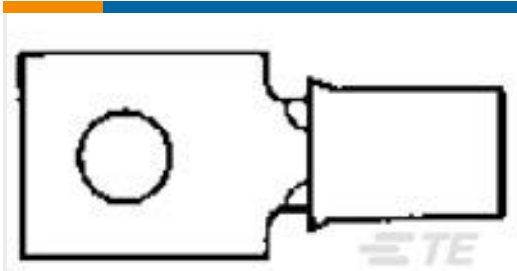



TE Part # 2-1617031-4  
[HFW1201K46M](#) = [M39016/6-209M](#)

Customers Also Bought

JMAC-5XLS

TO-5/.100 Grid Relays, Contact Arrangement 2 Form C, DPDT, 2 C/O, 5VDC Input Voltage, 5 VDC Coil Voltage, 50Ω Coil Resistance



 <p>TE Part #6-102393-8 40 AMPMODU MT ASSY DR.100CL SN</p>	 <p>TE Part #2176364-8 RQ 0402 5K49 0.1% 10PPM 5K RL</p>	 <p>TE Part #1-2176391-3 RQ 1206 16K5 0.1% 10PPM 5K RL</p>	 <p>TE Part #3-1617086-4 3SBM6004V2 = RELAY</p>
 <p>TE Part #1-1617121-7 JMAC-5XMS = M39016/9-071M</p>	 <p>TE Part #2187606-1 SW PIR HDR RMP, 85OHM, 6X3IG DEW</p>	 <p>TE Part #327953 TERMINAL,BUDG RECT 12-10 5</p>	 <p>TE Part #3-2176373-8 RQ 0805 24R3 0.1% 10PPM 1K RL</p>
 <p>TE Part #YDTS24G25-19ANV001 RECP ASSY</p>	 <p>TE Part #YDTS24G25-61ANV001 RECP ASSY</p>		

Documents

CAD Files

3D PDF

3D

Customer View Model

ENG\_CVM\_CVM\_1-1617121-5\_D.2d\_dxf.zip

English

Customer View Model

ENG\_CVM\_CVM\_1-1617121-5\_D.3d\_igs.zip

English

Customer View Model

ENG\_CVM\_CVM\_1-1617121-5\_D.3d\_stp.zip

English

By downloading the CAD file I accept and agree to the [Terms and Conditions](#) of use.

Datasheets & Catalog Pages

RELAY

English